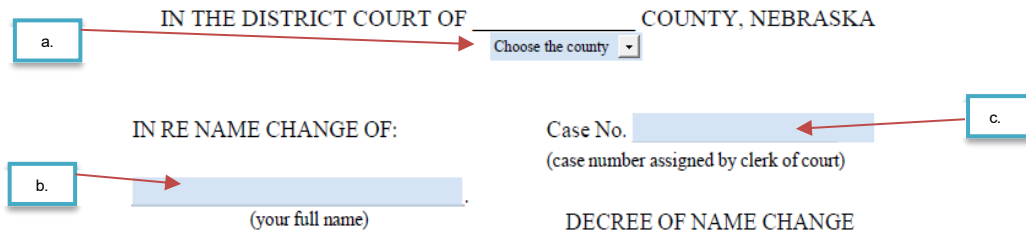


# INSTRUCTIONS FOR COMPLETING THE DECREE OF NAME CHANGE (ADULT)

## HEADING

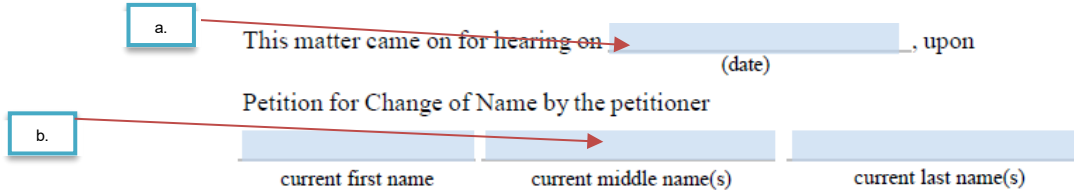
- Choose the county in the drop down box below the first blank. This is where you are filing your Petition.
- Enter your current first name, middle name(s), last name(s).
- The clerk of the district court will give you a case number when you file the Petition. You must include the case number on any papers you file.



## BODY OF THE DECREE

Opening Paragraph (This paragraph is not numbered):

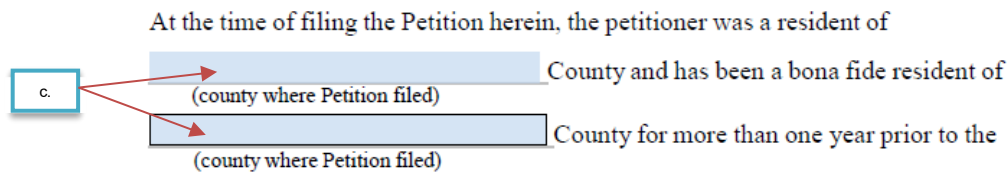
- Enter the date of the hearing.
- Enter your **current** first name, middle name(s), last name(s).



The numbers below give instructions for completing the numbered paragraphs with the same numbers in the Decree.

Paragraph II:

- Enter the county in which you live and where the Petition was filed in both blanks.



Paragraph III:

- d. Enter your **current** first name, middle name(s), last name(s).
- e. Enter your **new** first name, middle name(s), last name(s).

Petitioner wishes to change their name of:

d.			
	current first name	current middle name(s)	current last name(s)
	to:		
e.			
	new first name	new middle name(s)	new last name(s)

Paragraph V:

- f. Enter the name of the legal newspaper in which your Petition was published.

V.

f.	
	Petition for Name Change was published in the (name of legal newspaper)

**CLOSING PARAGRAPH – Beginning with “IT IS THEREFORE ORDERED...”**

- g. Enter your **current** first name, middle name(s), last name(s).
- h. Enter your **new** first name, middle name(s), last name(s).

**IT IS THEREFORE ORDERED, ADJUDGED AND DECREED THAT:**

The petitioner's name of :

g.			
	current first name	current middle name(s)	current last name(s)
	is changed to the name of:		
h.			
	new first name	new middle name(s)	new last name(s)

The **judge** will date and sign the Decree if they approve your petition.