

NEBRASKA JUDICIAL BRANCH

County Court

Annual Caseload Report



Fiscal Year 2022

July 1, 2021 to
June 30, 2022



Table of Contents

Introduction	3
Fiscal Year 2021 Nebraska County Court Adult Cases Filed.....	4
Fiscal Year 2021 Nebraska County Court Juvenile Cases Filed.....	5
1 st Judicial District – County Court Adult Cases Filed	5
1 st Judicial District – County Court Juvenile Cases Filed	7
2 nd Judicial District – County Court Adult Cases Filed	8
2 nd Judicial District – County Court Juvenile Cases Filed	9
3 rd Judicial District – County Court Adult Cases Filed.....	10
4 th Judicial District – County Court Adult Cases Filed	11
5 th Judicial District – County Court Adult Cases Filed	12
5 th Judicial District – County Court Juvenile Cases Filed.....	13
6 th Judicial District – County Court Adult Cases Filed	14
6 th Judicial District – County Court Juvenile Cases Filed.....	15
7 th Judicial District – County Court Adult Cases Filed	16
7 th Judicial District – County Court Juvenile Cases Filed.....	17
8 th Judicial District – County Court Adult Cases Filed	18
8 th Judicial District – County Court Juvenile Cases Filed.....	19
9 th Judicial District – County Court Adult Cases Filed	20
9 th Judicial District – County Court Juvenile Cases Filed.....	21
10 th Judicial District – County Court Adult Cases Filed	22
10 th Judicial District – County Court Juvenile Cases Filed.....	23
11 th Judicial District – County Court Adult Cases Filed	24
11 th Judicial District – County Court Juvenile Cases Filed.....	25
12 th Judicial District – County Court Adult Cases Filed.....	26
12 th Judicial District – County Court Juvenile Cases Filed.....	27

Annual Caseload Report for Nebraska County Courts

Fiscal Year 2022 – July 1, 2021 to June 30, 2022

This *Annual County Court Caseload Report* contains caseload statistics for Nebraska’s 93 District Courts, organized into 12 Judicial Districts. Statistics are compiled through extracts from the JUSTICE automated trial court case management system. Providing court statistics ensures transparency to the public and assists administration in ensuring efficient court practices.

Caseload statistics demonstrate the volume of cases in each jurisdiction and the changes that occur over time. Data are useful in determining staffing levels and for predicting the effect on caseloads due to changes in the law.

In 2019-2020, the Supreme Court and the Administrative Office of the Courts and Probation (AOCP) conducted a statewide judicial time study. Under the direction and leadership of the National Center for State Courts, a new weighting methodology and standards were adopted, including a more diverse list of case types, see *Nebraska Judicial Workload Assessment Final Report* (October 2020) on the Nebraska Supreme Court website. In an effort to provide greater consistency in how the AOCP reports weighted caseload and caseload data, the caseload data has been standardized between the two reports. Therefore, the 10-year history section of this caseload report should not be compared to reports prior to FY 2021 and direct comparison to archived reports is not recommended.

Caseload reports are available for all levels of state appellate and trial courts at <https://supremecourt.nebraska.gov/forms-publications>.

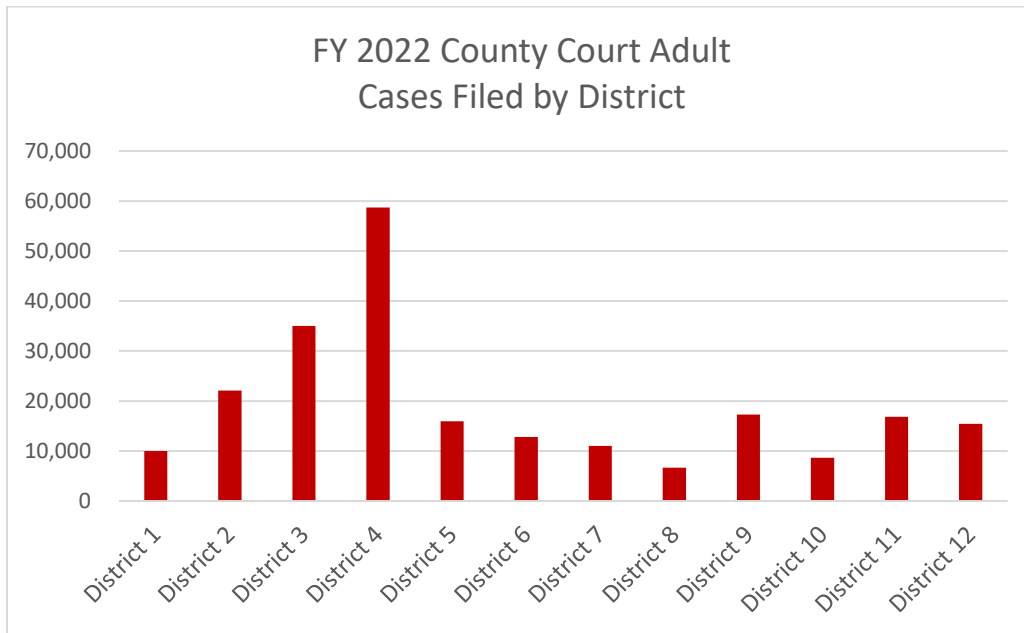


Corey R. Steel | Nebraska State Court Administrator
Nebraska Supreme Court
Administrative Office of the Courts & Probation

Rm. 1211 State Capitol | P.O. Box 98910 | Lincoln, NE 68509
T 402.471.3730 | F 402.471.2197
www.supremecourt.ne.gov

Annual Fiscal Year Caseload Report

Fiscal Year 2021 Nebraska County Court Adult Cases Filed



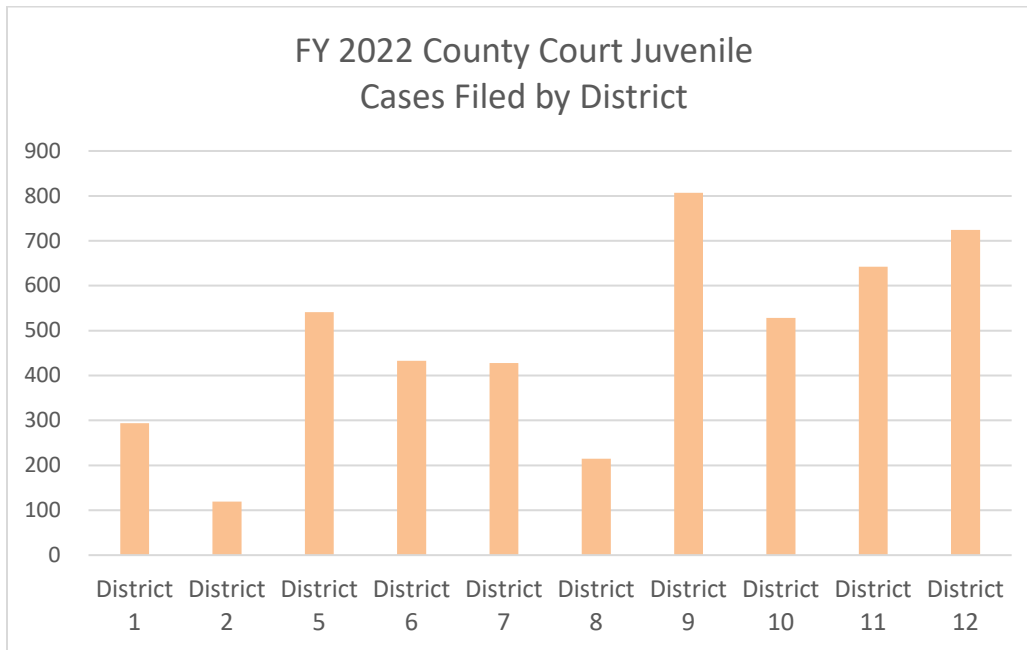
Historical Cases Filed	
Year	# Cases
FY 2021	246,459
FY 2022	230,549
FY 2023	
FY 2024	
FY 2025	
FY 2026	
FY 2027	
FY 2028	
FY 2029	
FY 2030	

Fiscal Year 2022 Court Cases Filed by Category and County

	Protection Orders	Felony	Misd.	Adult PSC	Traffic	Civil	Probate	Guardianship / Conservatorship	Small Claims	Adoption	Domestic Relations	Total Cases
District 1	182	603	2,015	-	4,133	2,474	402	89	70	24	-	9,992
District 2	227	1,223	5,124	-	9,148	5,347	580	181	161	81	2	22,074
District 3	389	2,512	9,466	-	11,056	9,869	951	344	333	130	-	35,050
District 4	1,802	4,845	17,208	-	13,866	17,684	1,556	789	727	189	-	58,666
District 5	129	1,089	3,293	-	6,338	4,045	750	141	129	67	-	15,981
District 6	161	942	3,391	-	5,014	2,577	441	138	103	36	-	12,803
District 7	90	468	2,350	-	5,856	1,664	402	75	93	25	-	11,023
District 8	54	393	1,347	11	2,803	1,540	354	56	84	12	-	6,654
District 9	215	1,291	4,340	-	5,802	4,886	406	114	192	80	-	17,326
District 10	99	433	1,793	-	2,542	3,120	437	83	89	45	-	8,641
District 11	0	1,143	4,526	-	5,309	4,938	559	157	179	66	-	16,877
District 12	106	1,224	4,122	-	5,313	3,922	466	86	154	69	-	15,462
Statewide	3,454	16,166	58,975	11	77,180	62,066	7,304	2,253	2,314	824	2	230,549

Annual Fiscal Year Caseload Report

Fiscal Year 2021 Nebraska County Court Juvenile Cases Filed



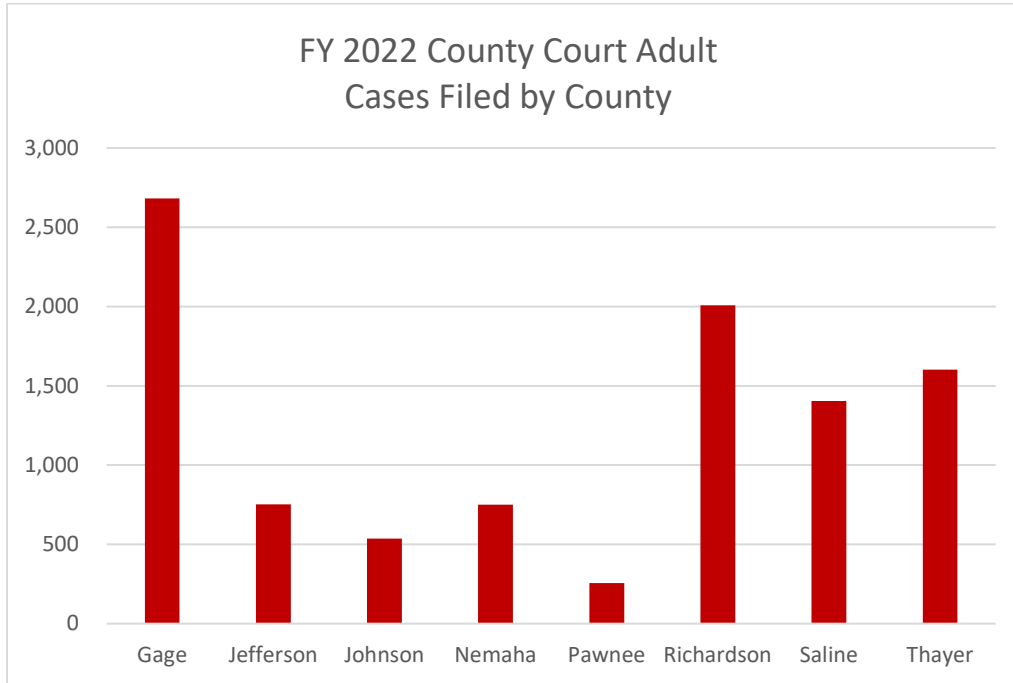
Historical Cases Filed	
Year	# Cases
FY 2021	4,413
FY 2022	4,731
FY 2023	
FY 2024	
FY 2025	
FY 2026	
FY 2027	
FY 2028	
FY 2029	
FY 2030	

Fiscal Year 2022 Court Cases Filed by Category and County

	Juvenile: 3A	Juvenile: Delinquency	Juvenile: Status Offender 3B	Juvenile: Mentally Ill and Dangerous 3C	Juvenile: Bridge to Independence	Juvenile: Interstate Compact	Total Cases
District 1	66	144	77	-	2	5	294
District 2	45	44	25	-	2	3	119
District 5	136	330	60	3	5	7	541
District 6	116	228	77	-	7	5	433
District 7	121	241	42	7	6	11	428
District 8	68	118	21	-	3	5	215
District 9	125	622	40	-	5	15	807
District 10	91	371	50	1	9	6	528
District 11	202	355	70	5	3	7	642
District 12	136	467	101	2	6	12	724
Statewide	1,106	2,920	563	18	48	76	4,731

Annual Fiscal Year Caseload Report

1st Judicial District – County Court Adult Cases Filed



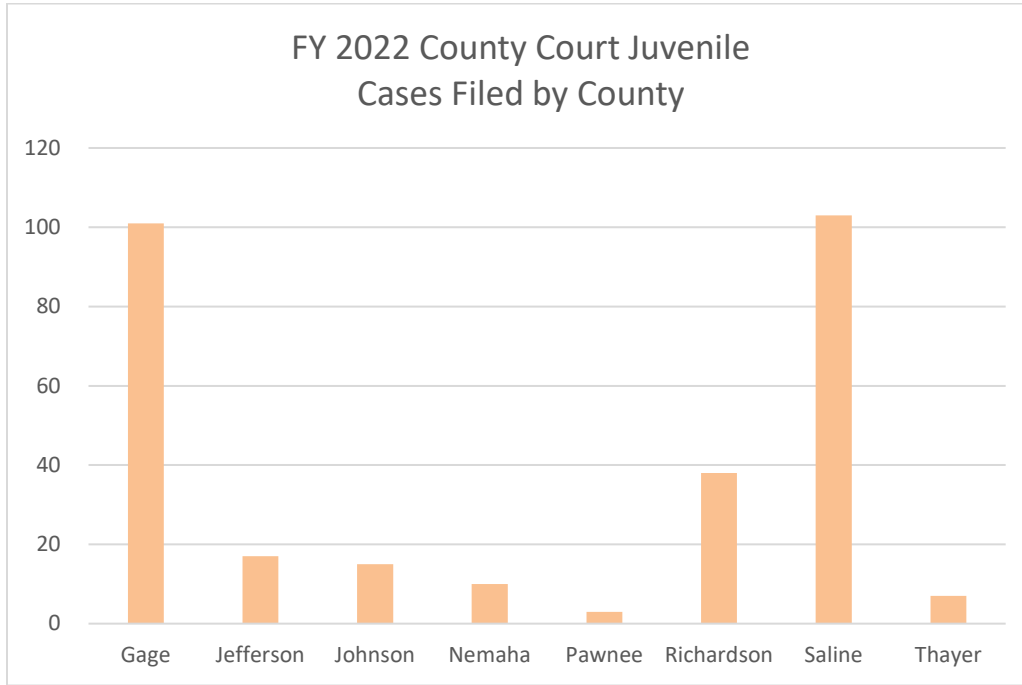
Year	# Cases
FY 2021	10,752
FY 2022	9,992
FY 2023	
FY 2024	
FY 2025	
FY 2026	
FY 2027	
FY 2028	
FY 2029	
FY 2030	

Fiscal Year 2022 Court Cases Filed by Category and County

	Protection Orders	Felony	Misd.	Adult PSC	Traffic	Civil	Probate	Guardianship / Conservatorship	Small Claims	Adoption	Domestic Relations	Total Cases
Gage	35	198	585	-	822	859	125	38	12	8	-	2,682
Jefferson	33	47	123	-	202	280	49	9	6	3	-	752
Johnson	3	28	111	-	141	210	27	3	13	1	-	537
Nemaha	32	35	120	-	282	225	36	6	12	2	-	750
Pawnee	15	13	67	-	48	82	16	5	8	1	-	255
Richardson	14	215	555	-	931	219	56	5	8	5	-	2,008
Saline	44	49	310	-	481	437	59	14	8	3	-	1,405
Thayer	6	18	144	-	1,226	162	34	9	3	1	-	1,603
Total	182	603	2,015	0	4,133	2,474	402	89	70	24	0	9,992

Annual Fiscal Year Caseload Report

1st Judicial District – County Court Juvenile Cases Filed



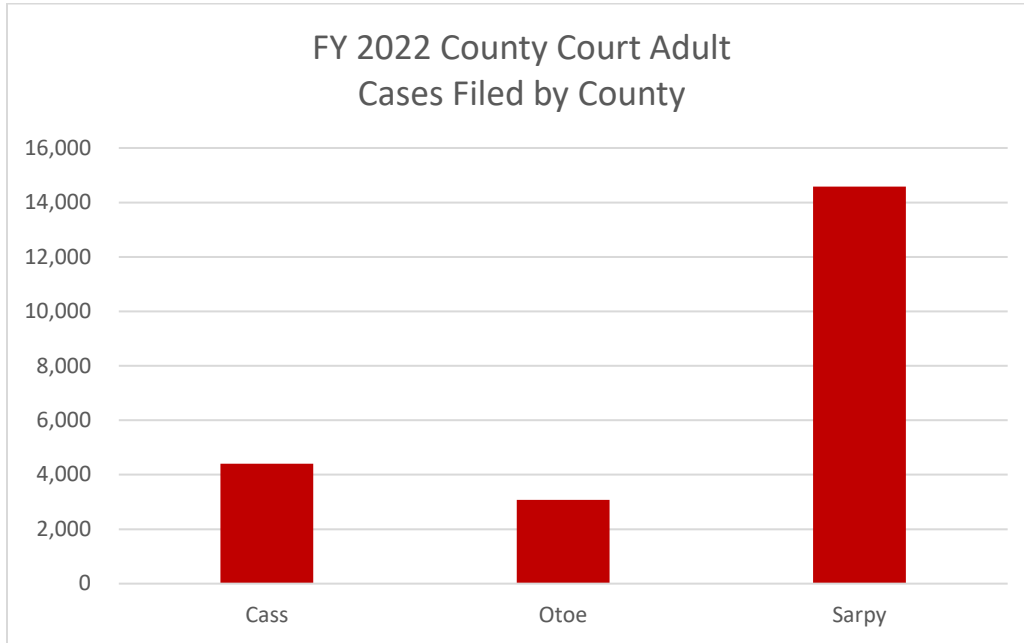
Year	# Cases
FY 2021	349
FY 2022	294
FY 2023	
FY 2024	
FY 2025	
FY 2026	
FY 2027	
FY 2028	
FY 2029	
FY 2030	

Fiscal Year 2022 Court Cases Filed by Category and County

	Juvenile: 3A	Juvenile: Delinquency	Juvenile: Status Offender 3B	Juvenile: Mentally Ill and Dangerous 3C	Juvenile: Bridge to Independence	Juvenile: Interstate Compact	Total Cases
Gage	23	37	39	-	1	1	101
Jefferson	6	9	2	-	-	-	17
Johnson	7	7	1	-	-	-	15
Nemaha		3	7	-	-	-	10
Pawnee	1	2	-	-	-	-	3
Richardson	7	27	1	-	-	3	38
Saline	17	57	27	-	1	1	103
Thayer	5	2	-	-	-	-	7
Total	66	144	77	0	2	5	294

Annual Fiscal Year Caseload Report

2nd Judicial District – County Court Adult Cases Filed



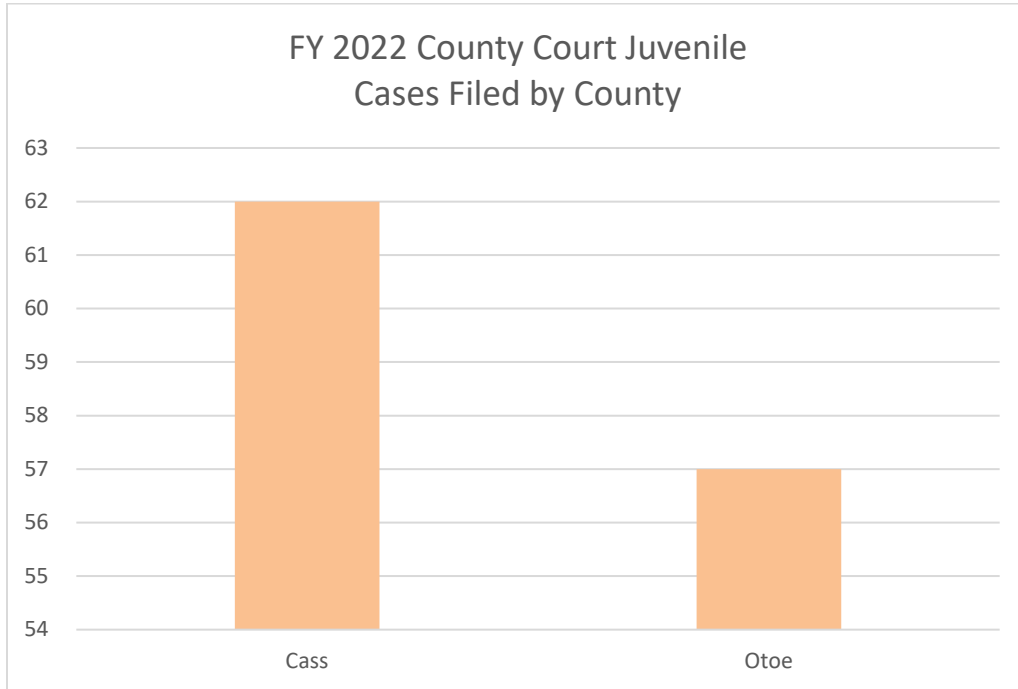
Year	# Cases
FY 2021	22,846
FY 2022	22,074
FY 2023	
FY 2024	
FY 2025	
FY 2026	
FY 2027	
FY 2028	
FY 2029	
FY 2030	

Fiscal Year 2022 Court Cases Filed by Category and County

	Protection Orders	Felony	Misd.	Adult PSC	Traffic	Civil	Probate	Guardianship / Conservatorship	Small Claims	Adoption	Domestic Relations	Total Cases
Cass	48	122	777	-	2,621	681	108	22	19	11	-	4,409
Otoe	45	168	593	-	1,686	468	66	17	25	13	-	3,081
Sarpy	134	933	3,754	-	4,841	4,198	406	142	117	57	2	14,584
Total	227	1,223	5,124	0	9,148	5,347	580	181	161	81	2	22,074

Annual Fiscal Year Caseload Report

2nd Judicial District – County Court Juvenile Cases Filed



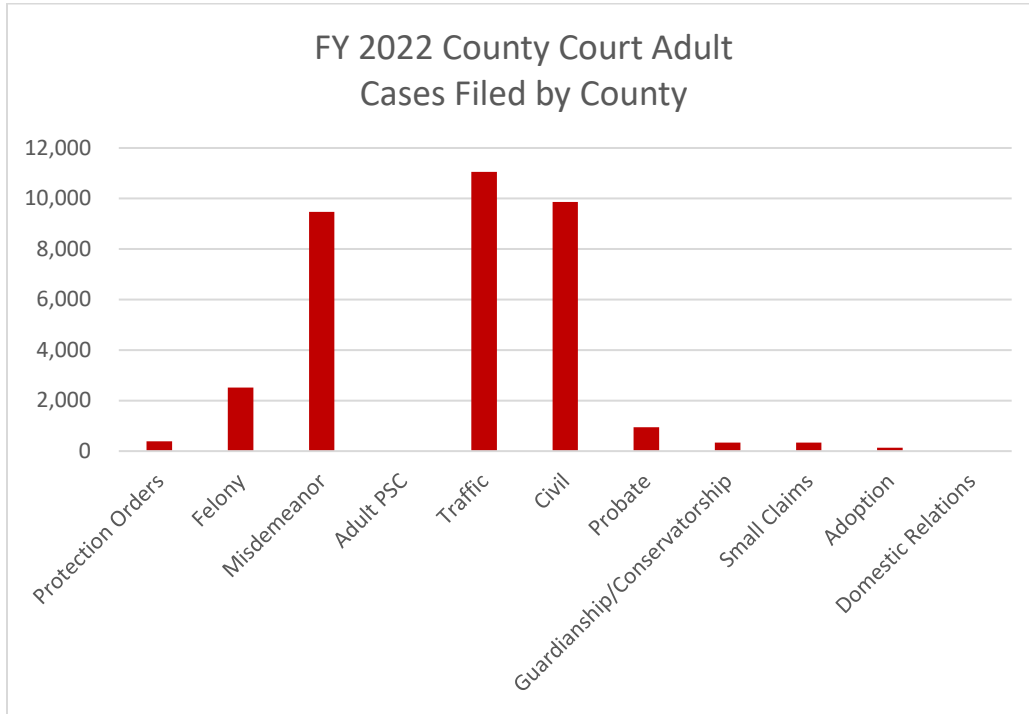
Year	# Cases
FY 2021	116
FY 2022	119
FY 2023	
FY 2024	
FY 2025	
FY 2026	
FY 2027	
FY 2028	
FY 2029	
FY 2030	

Fiscal Year 2022 Court Cases Filed by Category and County

	Juvenile: 3A	Juvenile: Delinquency	Juvenile: Status Offender 3B	Juvenile: Mentally Ill and Dangerous 3C	Juvenile: Bridge to Independence	Juvenile: Interstate Compact	Total Cases
Cass	21	27	10	-	2	2	62
Otoe	24	17	15	-	-	1	57
Total	45	44	25	0	2	3	119

Annual Fiscal Year Caseload Report

3rd Judicial District – County Court Adult Cases Filed



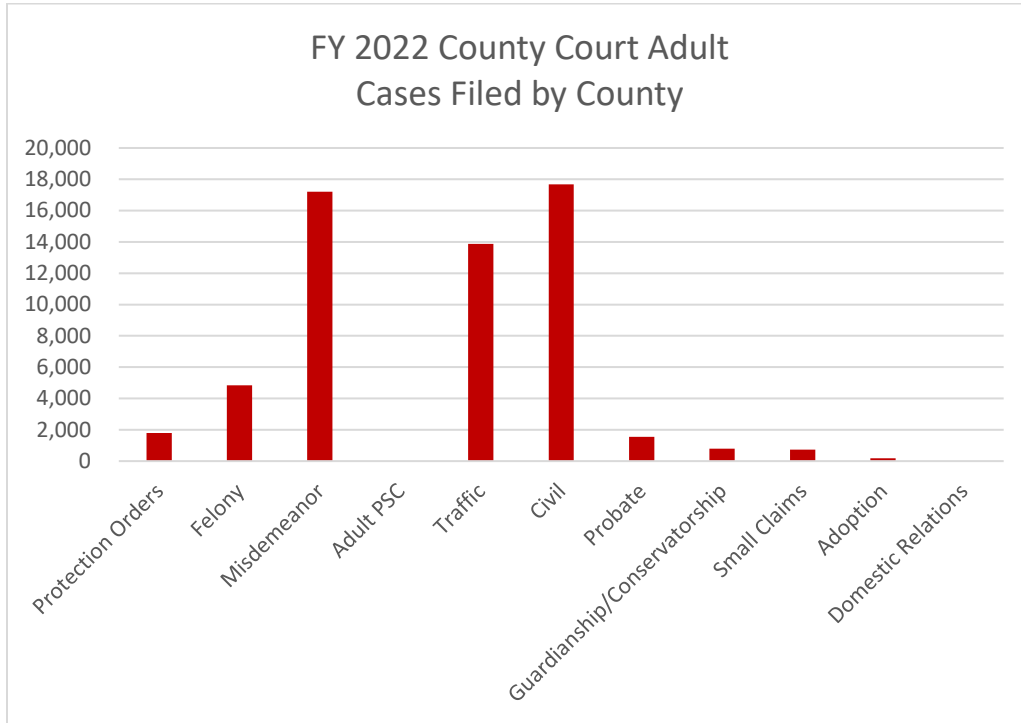
Year	# Cases
FY 2021	40,329
FY 2022	35,050
FY 2023	
FY 2024	
FY 2025	
FY 2026	
FY 2027	
FY 2028	
FY 2029	
FY 2030	

Fiscal Year 2022 Court Cases Filed by Category and County

	Protection Orders	Felony	Misd.	Adult PSC	Traffic	Civil	Probate	Guardianship / Conservatorship	Small Claims	Adoption	Domestic Relations	Total Cases
Lancaster	389	2,512	9,466	-	11,056	9,869	951	344	333	130	-	35,050

Annual Fiscal Year Caseload Report

4th Judicial District – County Court Adult Cases Filed



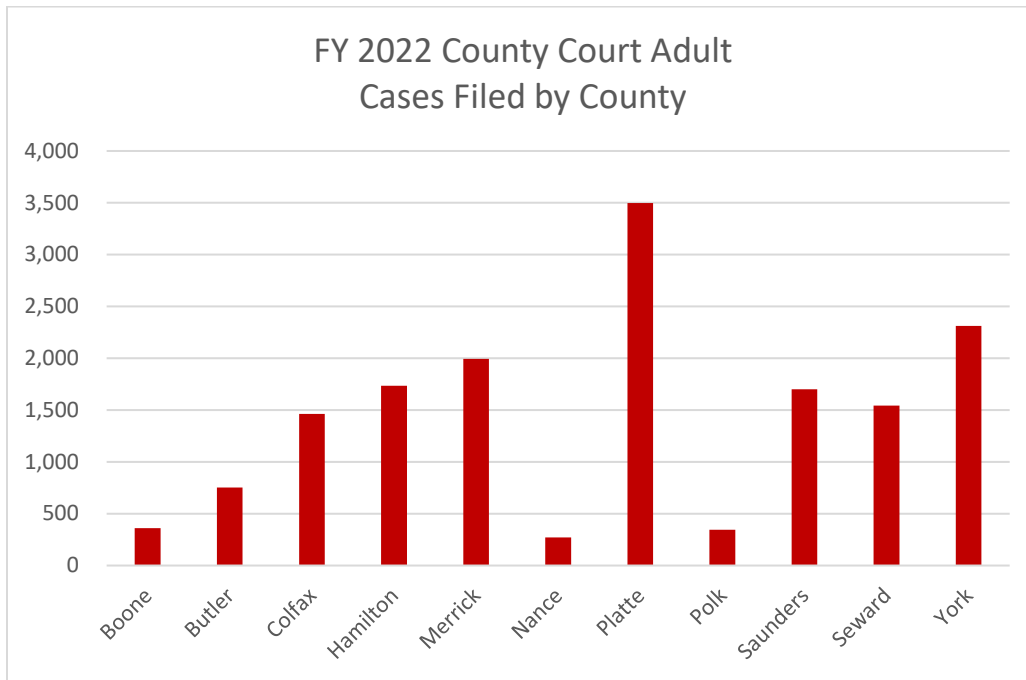
Year	# Cases
FY 2021	63,245
FY 2022	58,666
FY 2023	
FY 2024	
FY 2025	
FY 2026	
FY 2027	
FY 2028	
FY 2029	
FY 2030	

Fiscal Year 2022 Court Cases Filed by Category and County

	Protection Orders	Felony	Misd.	Adult PSC	Traffic	Civil	Probate	Guardianship / Conservatorship	Small Claims	Adoption	Domestic Relations	Total Cases
Douglas	1,802	4,845	17,208	-	13,866	17,684	1,556	789	727	189	-	58,666

Annual Fiscal Year Caseload Report

5th Judicial District – County Court Adult Cases Filed



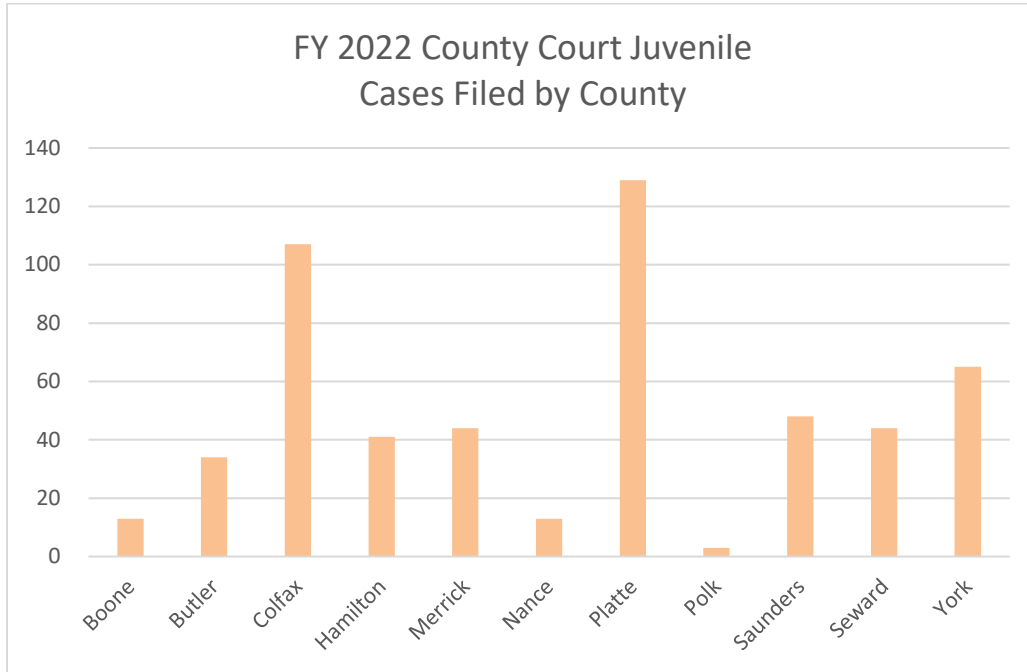
Year	# Cases
FY 2021	16,377
FY 2022	15,981
FY 2023	
FY 2024	
FY 2025	
FY 2026	
FY 2027	
FY 2028	
FY 2029	
FY 2030	

Fiscal Year 2022 Court Cases Filed by Category and County

	Protection Orders	Felony	Misd.	Adult PSC	Traffic	Civil	Probate	Guardianship / Conservatorship	Small Claims	Adoption	Domestic Relations	Total Cases
Boone	6	17	47	-	75	159	44	4	4	6	-	362
Butler	10	72	164	-	187	256	49	7	7	2	-	754
Colfax	7	77	429	-	630	251	36	24	10	-	-	1,464
Hamilton	2	101	259	-	980	312	48	13	7	13	-	1,735
Merrick	3	86	252	-	1,308	295	34	8	7	1	-	1,994
Nance	12	15	37	-	35	126	33	10	4	-	-	272
Platte	52	205	933	-	1,053	991	170	24	46	25	-	3,499
Polk		11	54	-	72	157	41	5	3	2	-	345
Saunders	3	108	354	-	610	484	101	22	13	6	-	1,701
Seward	17	130	334	-	537	402	93	15	7	8	-	1,543
York	17	267	430	-	851	612	101	9	21	4	-	2,312
Total	129	1,089	3,293	0	6,338	4,045	750	141	129	67	0	15,981

Annual Fiscal Year Caseload Report

5th Judicial District – County Court Juvenile Cases Filed



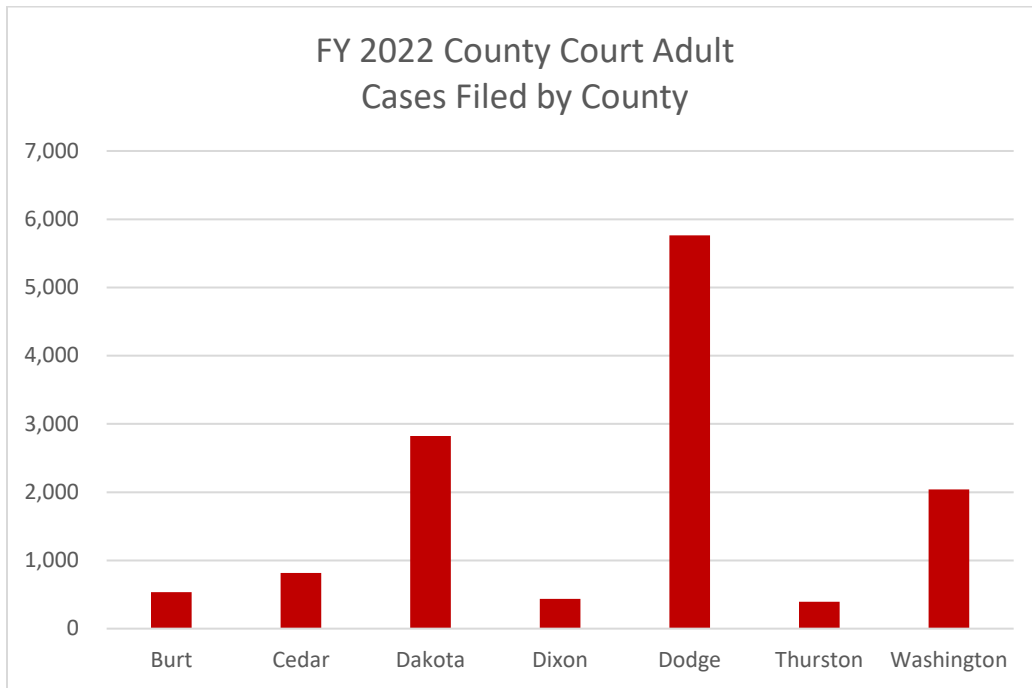
Year	# Cases
FY 2021	447
FY 2022	541
FY 2023	
FY 2024	
FY 2025	
FY 2026	
FY 2027	
FY 2028	
FY 2029	
FY 2030	

Fiscal Year 2022 Court Cases Filed by Category and County

	Juvenile: 3A	Juvenile: Delinquency	Juvenile: Status Offender 3B	Juvenile: Mentally Ill and Dangerous 3C	Juvenile: Bridge to Independence	Juvenile: Interstate Compact	Total Cases
Boone	2	8	3	-	-	-	13
Butler	20	12	-	-	1	1	34
Colfax	7	89	7	-	1	3	107
Hamilton	6	34	-	1	-	-	41
Merrick	4	32	8	-	-	-	44
Nance		12	1	-	-	-	13
Platte	21	81	22	1	1	3	129
Polk	2	-	-	1	-	-	3
Saunders	26	20	2	-	-	-	48
Seward	14	23	6	-	1	-	44
York	34	19	11	-	1	-	65
Total	136	330	60	3	5	7	541

Annual Fiscal Year Caseload Report

6th Judicial District – County Court Adult Cases Filed



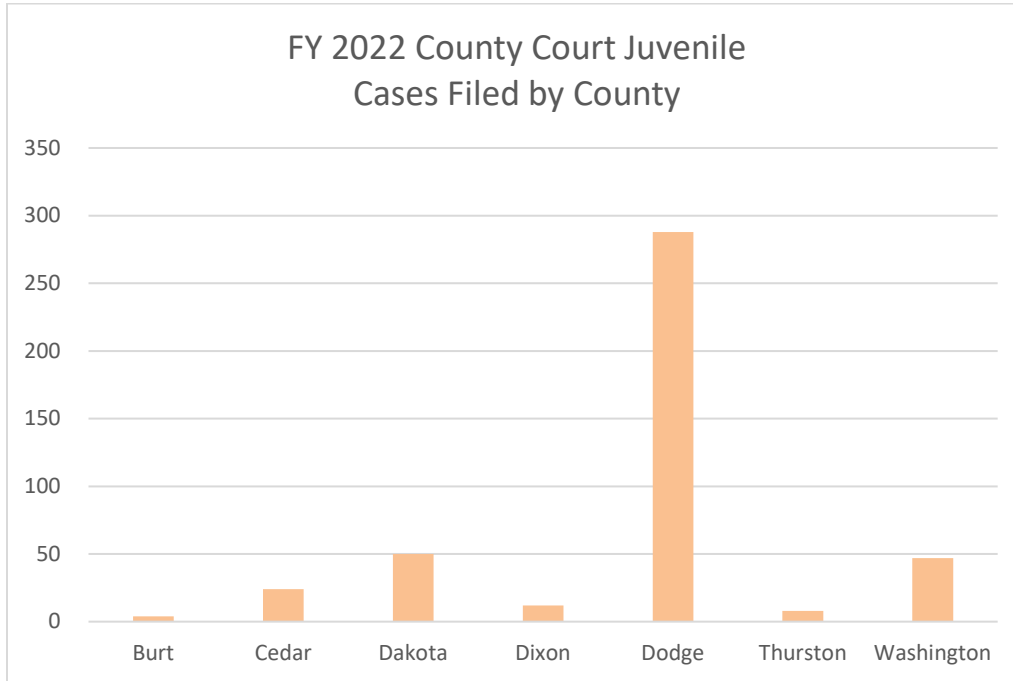
Historical Cases Filed	
Year	# Cases
FY 2021	12,569
FY 2022	12,803
FY 2023	
FY 2024	
FY 2025	
FY 2026	
FY 2027	
FY 2028	
FY 2029	
FY 2030	

Fiscal Year 2022 Court Cases Filed by Category and County

	Protection Orders	Felony	Misd.	Adult PSC	Traffic	Civil	Probate	Guardianship / Conservatorship	Small Claims	Adoption	Domestic Relations	Total Cases
Burt	4	25	108	-	155	193	34	7	9	2	-	537
Cedar	6	29	150	-	405	157	41	11	14	1	-	814
Dakota	4	311	885	-	1,116	411	41	32	21	2	-	2,823
Dixon	1	24	80	-	213	85	24	4	2	1	-	434
Dodge	110	430	1,737	-	2,037	1,126	205	47	42	28	-	5,762
Thurston	12	24	105	-	97	122	25	5	1	1	-	392
Washington	24	99	326	-	991	483	71	32	14	1	-	2,041
Total	161	942	3,391	0	5,014	2,577	441	138	103	36	0	12,803

Annual Fiscal Year Caseload Report

6th Judicial District – County Court Juvenile Cases Filed



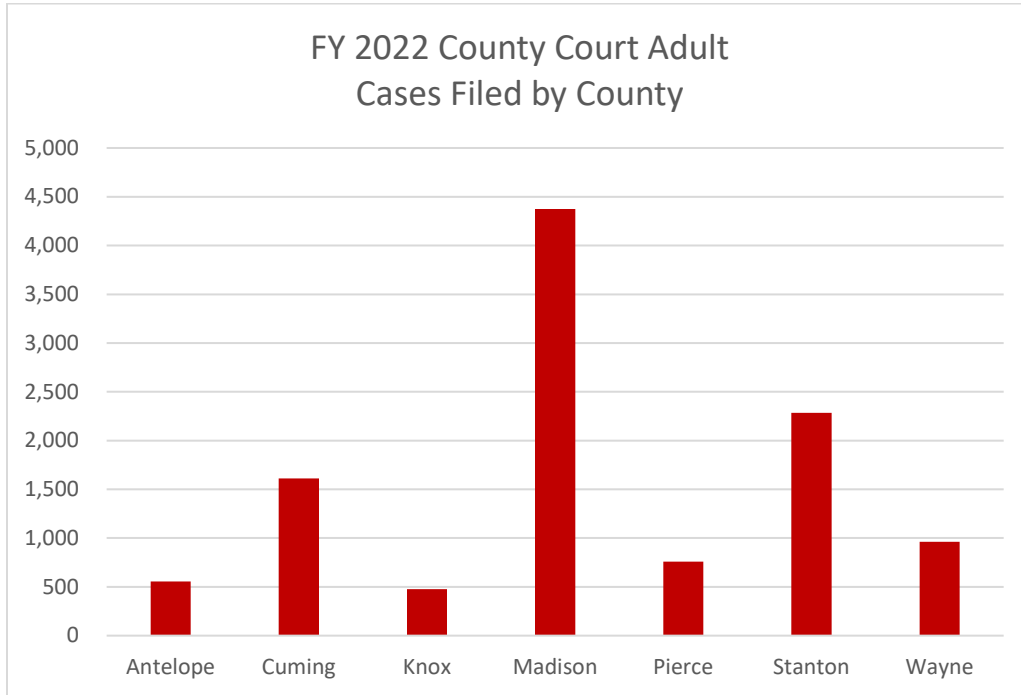
Historical Cases Filed	
Year	# Cases
FY 2021	405
FY 2022	433
FY 2023	
FY 2024	
FY 2025	
FY 2026	
FY 2027	
FY 2028	
FY 2029	
FY 2030	

Fiscal Year 2022 Court Cases Filed by Category and County

	Juvenile: 3A	Juvenile: Delinquency	Juvenile: Status Offender 3B	Juvenile: Mentally Ill and Dangerous 3C	Juvenile: Bridge to Independence	Juvenile: Interstate Compact	Total Cases
Burt	2	2	-	-	-	-	4
Cedar	6	15	2	-	-	1	24
Dakota	10	34	-	-	3	3	50
Dixon	8	3	1	-	-	-	12
Dodge	81	146	61	-	-	-	288
Thurston	2	1	1	-	4	-	8
Washington	7	27	12	-	-	1	47
Total	116	228	77	0	7	5	433

Annual Fiscal Year Caseload Report

7th Judicial District – County Court Adult Cases Filed



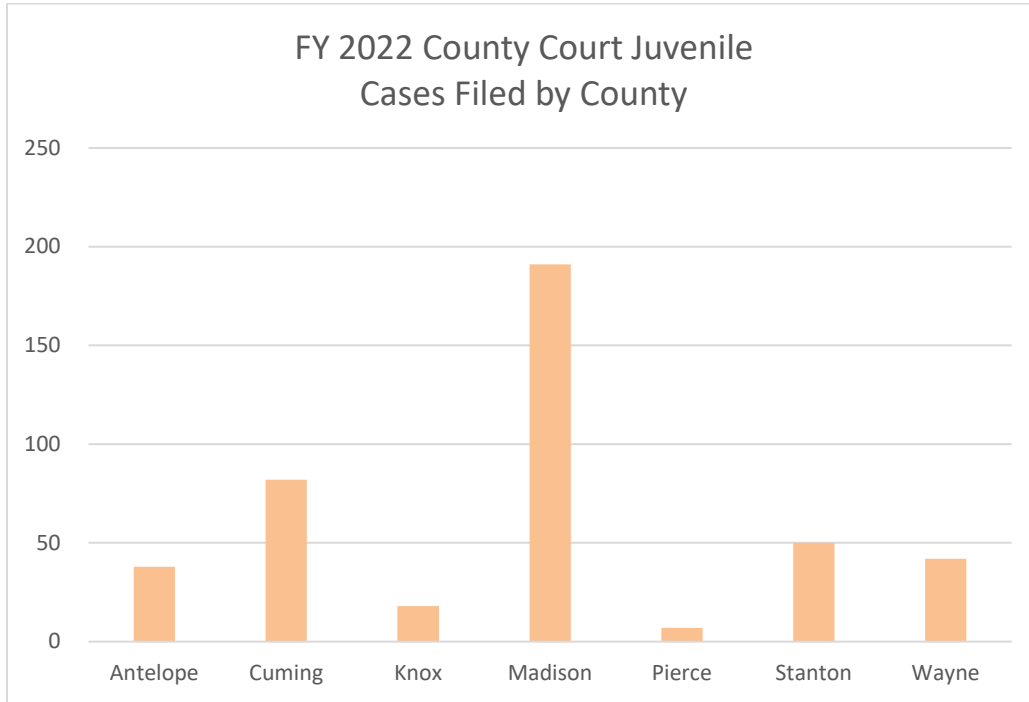
Year	# Cases
FY 2021	11,925
FY 2022	11,023
FY 2023	
FY 2024	
FY 2025	
FY 2026	
FY 2027	
FY 2028	
FY 2029	
FY 2030	

Fiscal Year 2022 Court Cases Filed by Category and County

	Protection Orders	Felony	Misd.	Adult PSC	Traffic	Civil	Probate	Guardianship / Conservatorship	Small Claims	Adoption	Domestic Relations	Total Cases
Antelope	5	37	104	-	220	142	33	5	9	-	-	555
Cuming	8	35	192	-	1,110	183	60	7	14	3	-	1,612
Knox	8	11	132	-	114	146	46	3	15	1	-	476
Madison	35	291	1,226	-	1,772	812	155	39	32	11	-	4,373
Pierce	12	24	120	-	397	155	40	7	5	-	-	760
Stanton	1	42	343	-	1,753	104	25	4	10	4	-	2,286
Wayne	21	28	233	-	490	122	43	10	8	6	-	961
Total	90	468	2,350	0	5,856	1,664	402	75	93	25	0	11,023

Annual Fiscal Year Caseload Report

7th Judicial District – County Court Juvenile Cases Filed



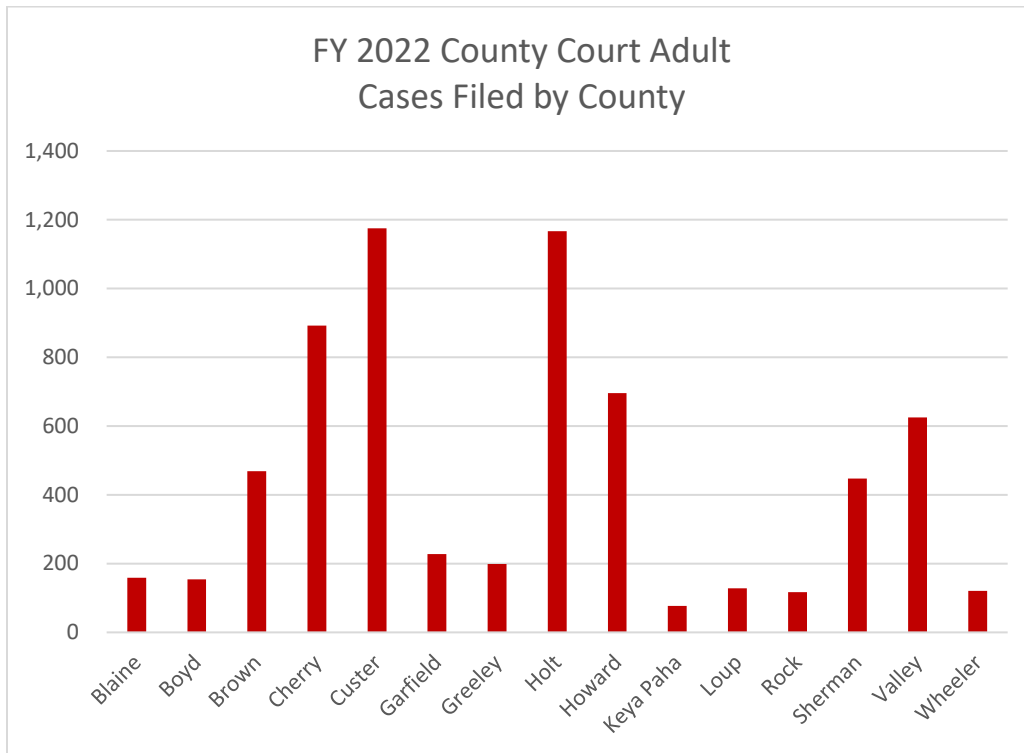
Historical Cases Filed	
Year	# Cases
FY 2021	422
FY 2022	428
FY 2023	
FY 2024	
FY 2025	
FY 2026	
FY 2027	
FY 2028	
FY 2029	
FY 2030	

Fiscal Year 2022 Court Cases Filed by Category and County

	Juvenile: 3A	Juvenile: Delinquency	Juvenile: Status Offender 3B	Juvenile: Mentally Ill and Dangerous 3C	Juvenile: Bridge to Independence	Juvenile: Interstate Compact	Total Cases
Antelope	7	22	5	-	2	2	38
Cuming	38	36	8	-	-	-	82
Knox	5	8	4	-	1	-	18
Madison	52	114	8	6	3	8	191
Pierce	-	4	2	1	-	-	7
Stanton	4	41	4	-	-	1	50
Wayne	15	16	11	-	-	-	42
Total	121	241	42	7	6	11	428

Annual Fiscal Year Caseload Report

8th Judicial District – County Court Adult Cases Filed



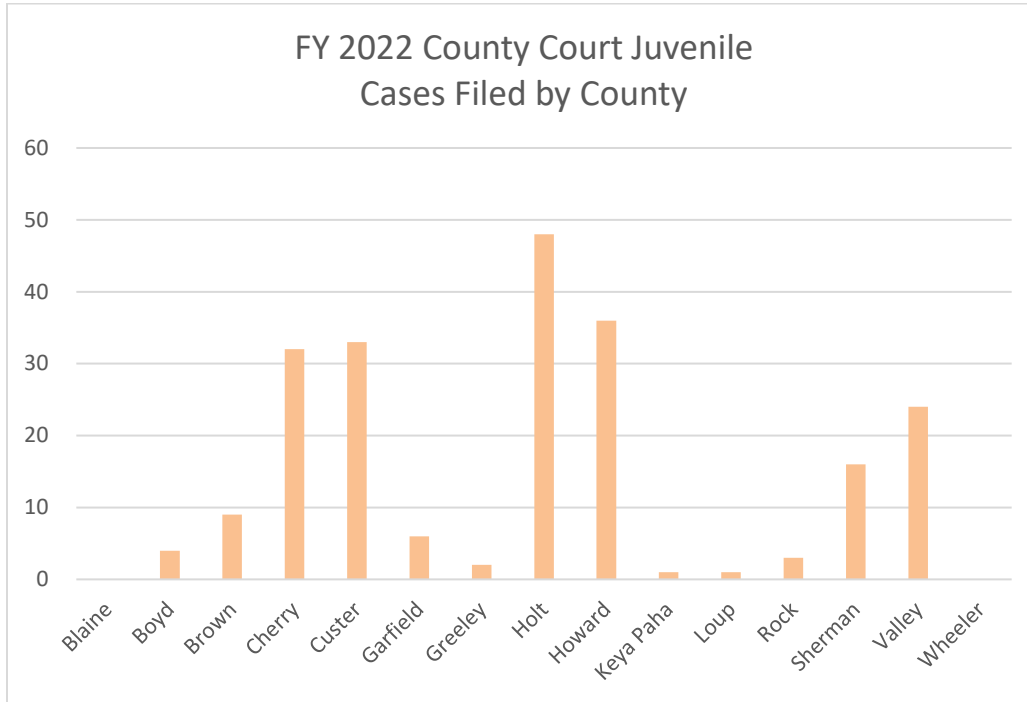
Year	# Cases
FY 2021	7,100
FY 2022	6,654
FY 2023	
FY 2024	
FY 2025	
FY 2026	
FY 2027	
FY 2028	
FY 2029	
FY 2030	

Fiscal Year 2022 Court Cases Filed by Category and County

	Protection Orders	Felony	Misd.	Adult PSC	Traffic	Civil	Probate	Guardianship / Conservatorship	Small Claims	Adoption	Domestic Relations	Total Cases
Blaine	-	3	9	-	136	8	2	1	-	-	-	159
Boyd	-	9	26	-	61	35	16	2	5	-	-	154
Brown	12	42	115	-	140	128	22	2	8	-	-	469
Cherry	10	66	227	-	385	150	32	7	13	2	-	892
Custer	11	76	215	4	420	350	65	15	10	9	-	1,175
Garfield	-	3	66	-	94	49	12	2	2	-	-	228
Greeley	4	12	18	-	96	48	17	3	1	-	-	199
Holt	-	50	163	-	596	261	56	14	26	1	-	1,167
Howard	-	28	138	-	303	177	36	4	10	-	-	696
Keya Paha	-	1	5	-	42	17	10	1	1	-	-	77
Loup	-	3	61	-	32	24	6	1	1	-	-	128
Rock	-	1	17	-	48	32	18	-	1	-	-	117
Sherman	7	17	168	5	110	103	32	3	2	-	-	447
Valley	10	79	108	2	265	131	25	1	4	-	-	625
Wheeler	-	3	11	-	75	27	5	-	-	-	-	121
Total	54	393	1,347	11	2,803	1,540	354	56	84	12	0	6,654

Annual Fiscal Year Caseload Report

8th Judicial District – County Court Juvenile Cases Filed



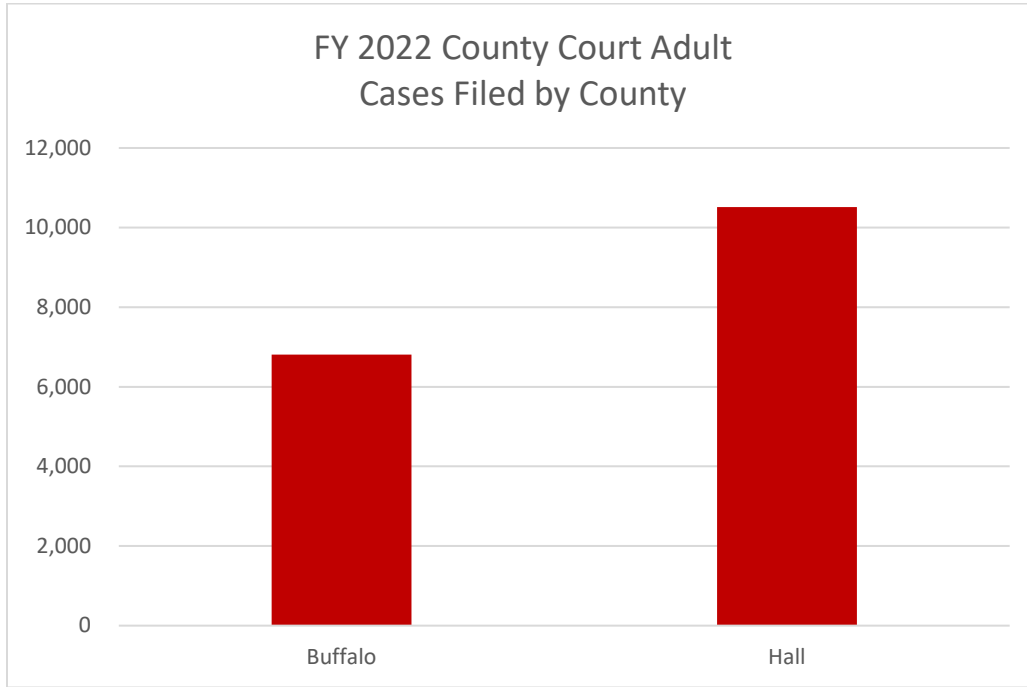
Year	# Cases
FY 2021	218
FY 2022	215
FY 2023	
FY 2024	
FY 2025	
FY 2026	
FY 2027	
FY 2028	
FY 2029	
FY 2030	

Fiscal Year 2022 Court Cases Filed by Category and County

	Juvenile: 3A	Juvenile: Delinquency	Juvenile: Status Offender 3B	Juvenile: Mentally Ill and Dangerous 3C	Juvenile: Bridge to Independence	Juvenile: Interstate Compact	Total Cases
Blaine	-	-	-	-	-	-	0
Boyd	1	1	1	-	1	-	4
Brown	-	8	1	-	-	-	9
Cherry	4	23	1	-	-	4	32
Custer	20	9	3	-	1	-	33
Garfield	2	4	-	-	-	-	6
Greeley	1	-	1	-	-	-	2
Holt	16	28	2	-	1	1	48
Howard	10	26	-	-	-	-	36
Keya Paha	-	1	-	-	-	-	1
Loup	-	1	-	-	-	-	1
Rock	-	1	2	-	-	-	3
Sherman	3	7	6	-	-	-	16
Valley	11	9	4	-	-	-	24
Wheeler	-	-	-	-	-	-	0
Total	68	118	21	0	3	5	215

Annual Fiscal Year Caseload Report

9th Judicial District – County Court Adult Cases Filed



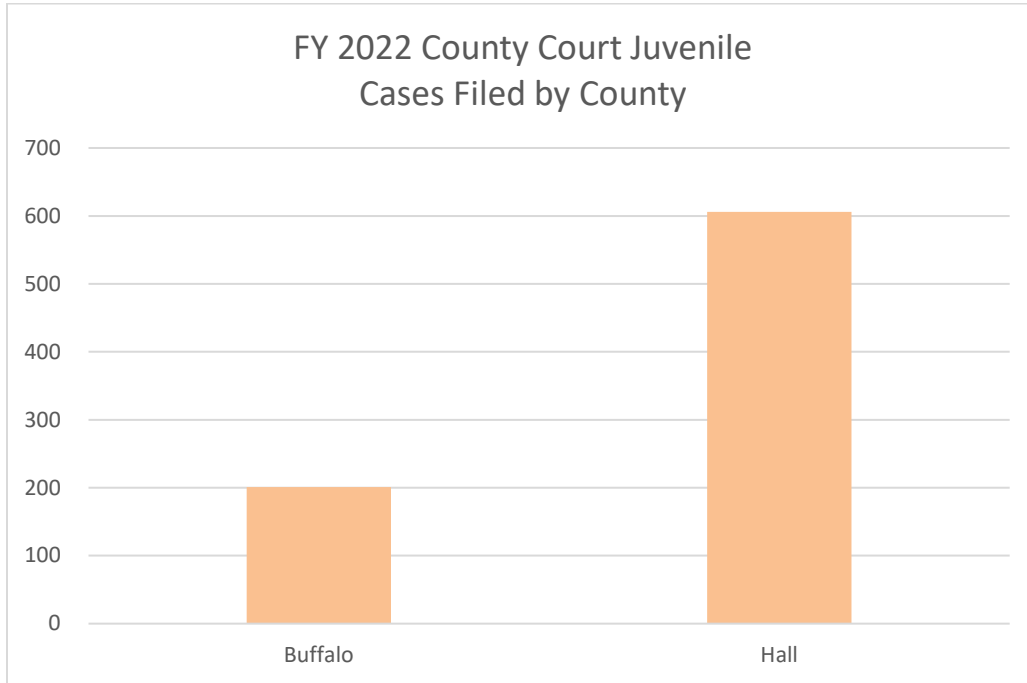
Year	# Cases
FY 2021	18,238
FY 2022	17,326
FY 2023	
FY 2024	
FY 2025	
FY 2026	
FY 2027	
FY 2028	
FY 2029	
FY 2030	

Fiscal Year 2022 Court Cases Filed by Category and County

	Protection Orders	Felony	Misd.	Adult PSC	Traffic	Civil	Probate	Guardianship / Conservatorship	Small Claims	Adoption	Domestic Relations	Total Cases
Buffalo	36	474	1,765	-	2,208	1,985	185	42	80	37	-	6,812
Hall	179	817	2,575	-	3,594	2,901	221	72	112	43	-	10,514
Total	215	1,291	4,340	0	5,802	4,886	406	114	192	80	0	17,326

Annual Fiscal Year Caseload Report

9th Judicial District – County Court Juvenile Cases Filed



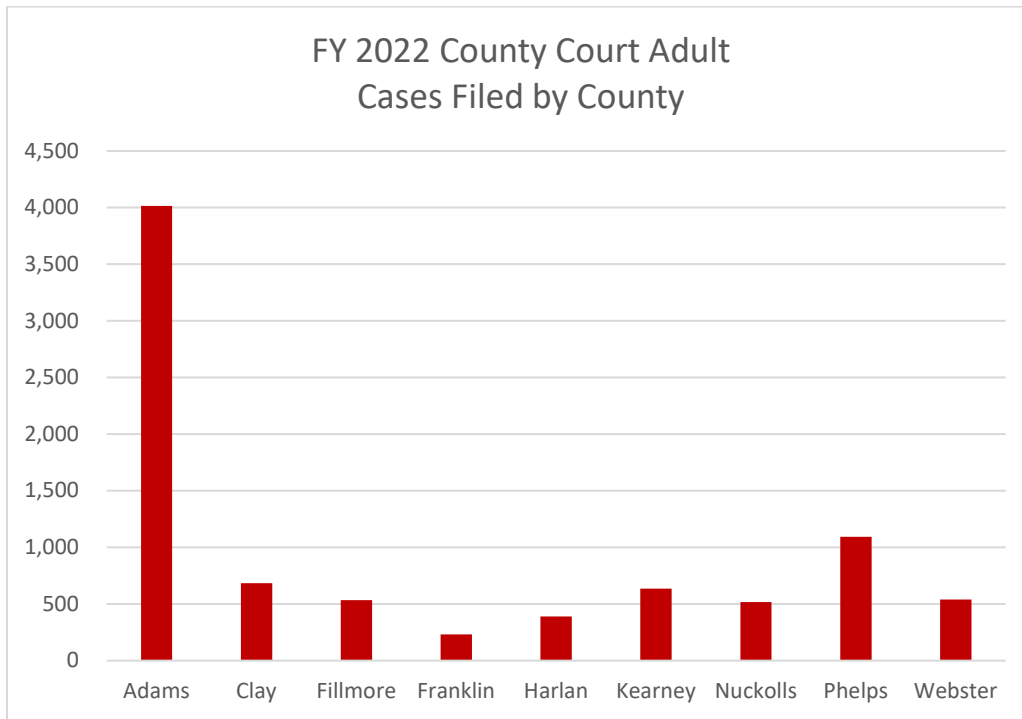
Year	# Cases
FY 2021	734
FY 2022	807
FY 2023	
FY 2024	
FY 2025	
FY 2026	
FY 2027	
FY 2028	
FY 2029	
FY 2030	

Fiscal Year 2022 Court Cases Filed by Category and County

	Juvenile: 3A	Juvenile: Delinquency	Juvenile: Status Offender 3B	Juvenile: Mentally Ill and Dangerous 3C	Juvenile: Bridge to Independence	Juvenile: Interstate Compact	Total Cases
Buffalo	62	122	12	-	2	3	201
Hall	63	500	28	-	3	12	606
Total	125	622	40	0	5	15	807

Annual Fiscal Year Caseload Report

10th Judicial District – County Court Adult Cases Filed



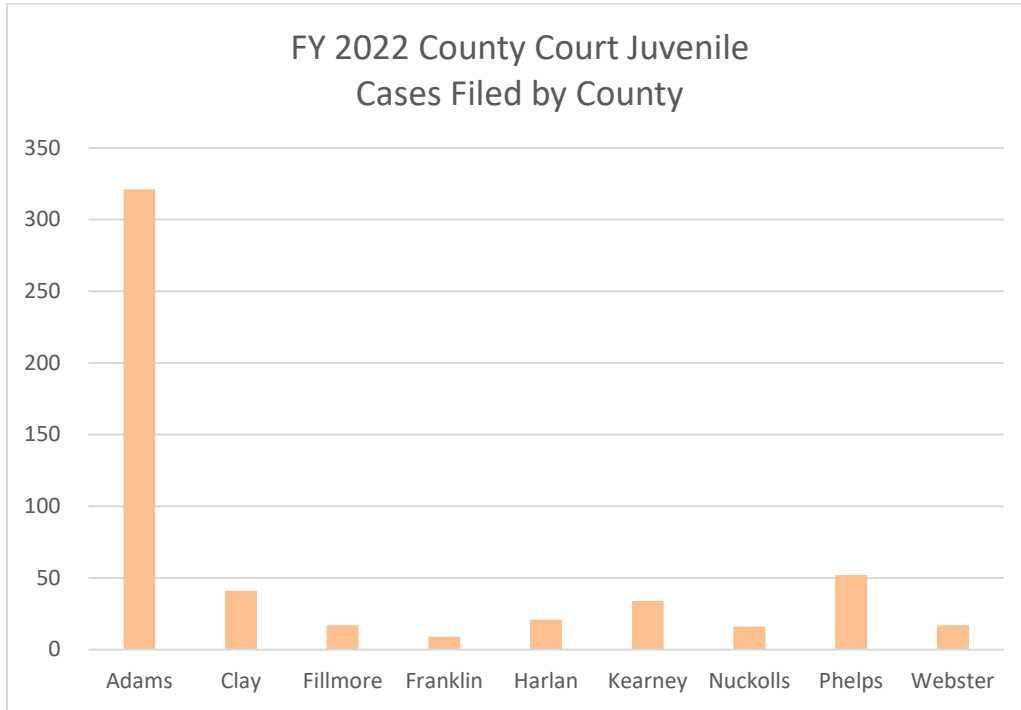
Year	# Cases
FY 2021	9,786
FY 2022	8,641
FY 2023	
FY 2024	
FY 2025	
FY 2026	
FY 2027	
FY 2028	
FY 2029	
FY 2030	

Fiscal Year 2022 Court Cases Filed by Category and County

	Protection Orders	Felony	Misd.	Adult PSC	Traffic	Civil	Probate	Guardianship / Conservatorship	Small Claims	Adoption	Domestic Relations	Total Cases
Adams	27	296	1,096	-	954	1,415	144	34	29	21	-	4,016
Clay	10	25	101	-	240	254	38	12	3	2	-	685
Fillmore	14	21	80	-	127	233	45	6	7	1	-	534
Franklin	10	6	22	-	21	125	34	2	9	2	-	231
Harlan	3	18	96	-	124	116	21	7	4	1	-	390
Kearney	3	17	90	-	215	259	36	6	8	3	-	637
Nuckolls	6	13	94	-	205	149	30	6	10	3	-	516
Phelps	25	29	143	-	402	410	54	3	16	11	-	1,093
Webster	1	8	71	-	254	159	35	7	3	1	-	539
Total	99	433	1,793	0	2,542	3,120	437	83	89	45	0	8,641

Annual Fiscal Year Caseload Report

10th Judicial District – County Court Juvenile Cases Filed



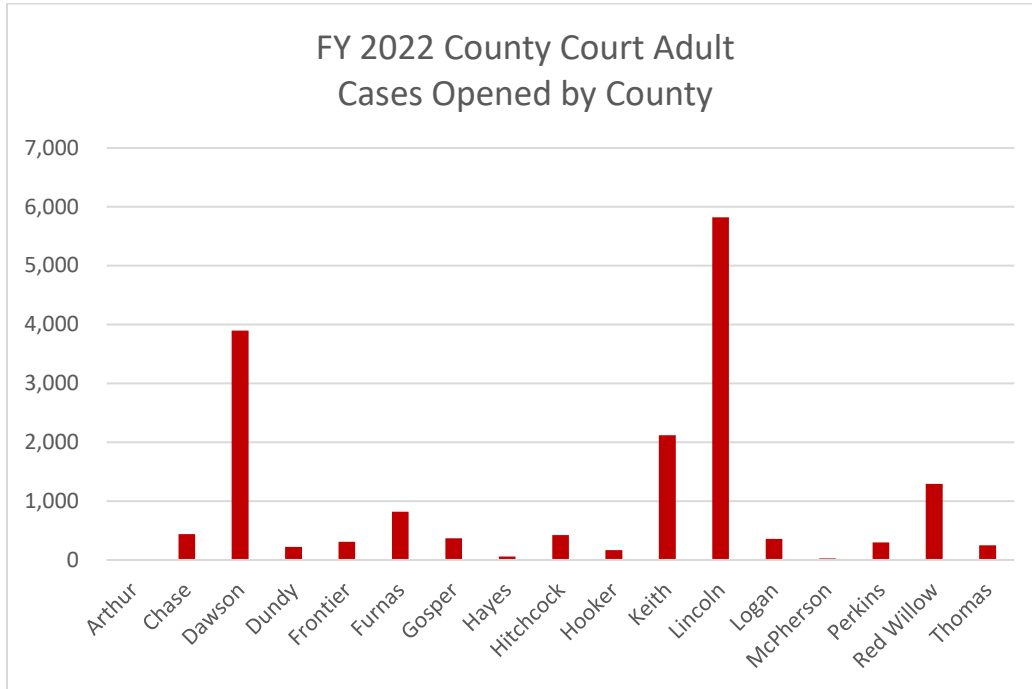
Year	# Cases
FY 2021	456
FY 2022	528
FY 2023	
FY 2024	
FY 2025	
FY 2026	
FY 2027	
FY 2028	
FY 2029	
FY 2030	

Fiscal Year 2022 Court Cases Filed by Category and County

	Juvenile: 3A	Juvenile: Delinquency	Juvenile: Status Offender 3B	Juvenile: Mentally Ill and Dangerous 3C	Juvenile: Bridge to Independence	Juvenile: Interstate Compact	Total Cases
Adams	41	249	25	1	4	1	321
Clay	6	30	3	-	1	1	41
Fillmore	3	7	7	-	-	-	17
Franklin	2	6	-	-	1	-	9
Harlan	6	13	-	-	2	-	21
Kearney	12	14	6	-	-	2	34
Nuckolls	1	13	1	-	1	-	16
Phelps	15	31	5	-	-	1	52
Webster	5	8	3	-	-	1	17
Total	91	371	50	1	9	6	528

Annual Fiscal Year Caseload Report

11th Judicial District – County Court Adult Cases Filed



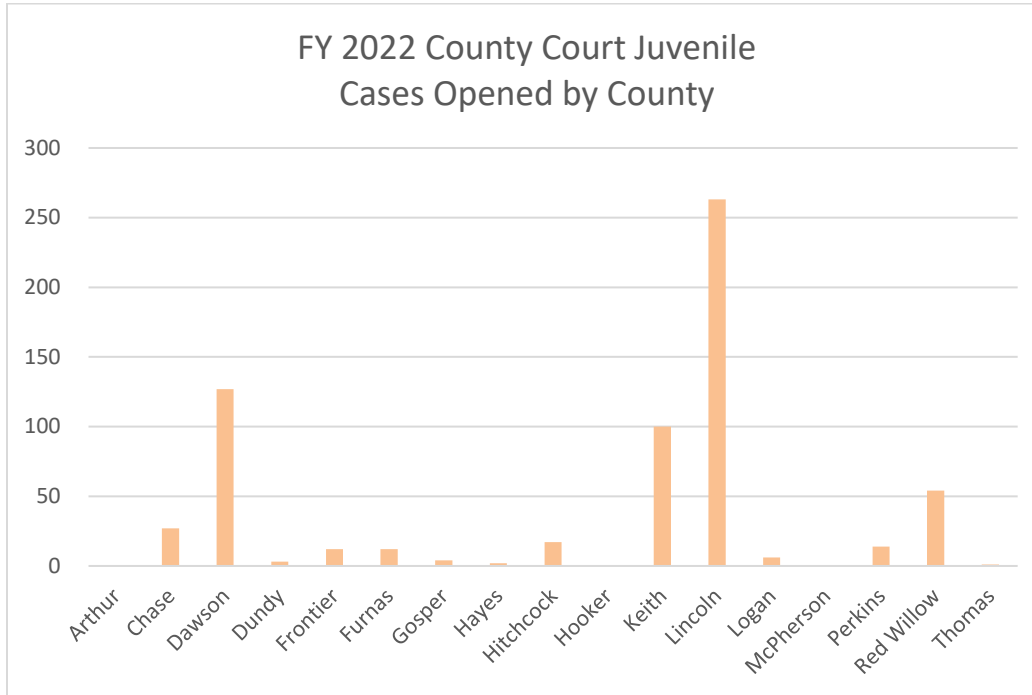
Historical Cases Filed	
Year	# Cases
FY 2021	18,223
FY 2022	16,877
FY 2023	
FY 2024	
FY 2025	
FY 2026	
FY 2027	
FY 2028	
FY 2029	
FY 2030	

Fiscal Year 2022 Court Cases Filed by Category and County

	Protection Orders	Felony	Misd.	Adult PSC	Traffic	Civil	Probate	Guardianship / Conservatorship	Small Claims	Adoption	Domestic Relations	Total Cases
Arthur	-	-	2	-	3	3	3	1	1	1	-	14
Chase	-	10	108	-	175	97	33	8	7	1	-	439
Dawson	-	274	1,029	-	1,019	1,400	93	29	44	10	-	3,898
Dundy	-	3	60	-	85	57	8	5	2	1	-	221
Frontier	-	8	85	-	79	120	11	-	3	5	-	311
Furnas	-	56	163	-	315	237	30	6	9	1	-	817
Gosper	-	12	81	-	181	77	13	2	-	-	-	366
Hayes	-	-	19	-	5	24	8	3	1	-	-	60
Hitchcock	-	7	123	-	122	129	25	4	8	2	-	420
Hooker	-	4	24	-	109	19	9	-	-	-	-	165
Keith	-	116	877	-	763	275	56	10	21	3	-	2,121
Lincoln	-	513	1,532	-	1,505	1,931	179	74	55	33	-	5,822
Logan	-	28	43	-	251	30	4	-	1	2	-	359
McPherson	-	-	2	-	16	5	2	1	-	-	-	26
Perkins	-	19	54	-	135	69	19	2	1	-	-	299
Red Willow	-	91	298	-	354	442	62	12	26	7	-	1,292
Thomas	-	2	26	-	192	23	4	-	-	-	-	247
Total	0	1,143	4,526	0	5,309	4,938	559	157	179	66	0	16,877

Annual Fiscal Year Caseload Report

11th Judicial District – County Court Juvenile Cases Filed



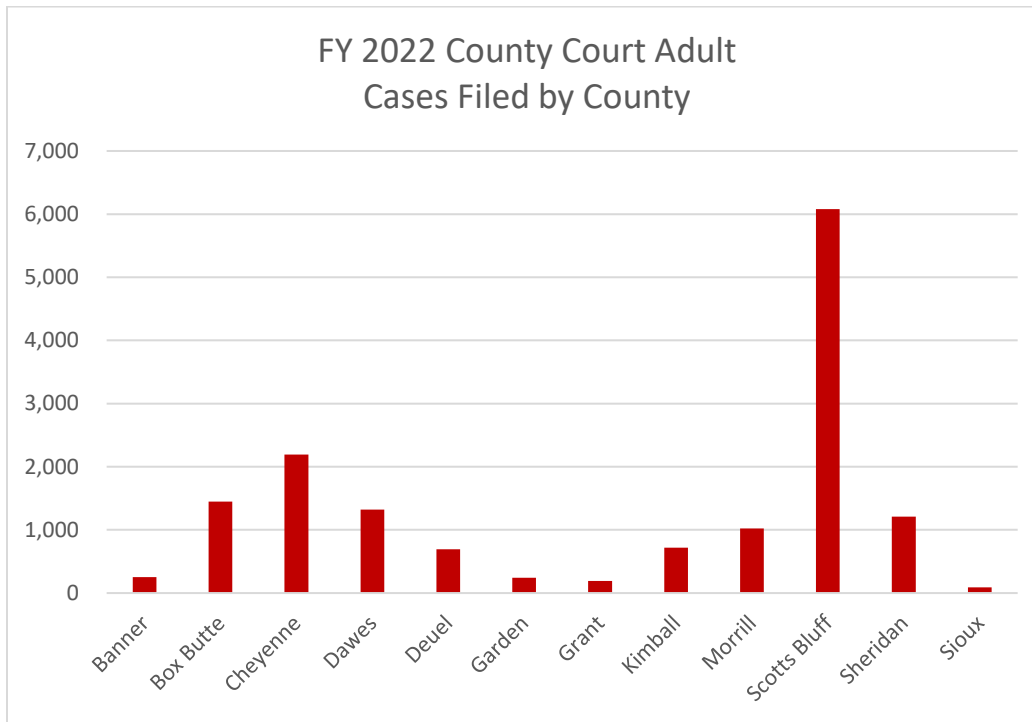
Historical Cases Filed	
Year	# Cases
FY 2021	633
FY 2022	642
FY 2023	
FY 2024	
FY 2025	
FY 2026	
FY 2027	
FY 2028	
FY 2029	
FY 2030	

Fiscal Year 2022 Court Cases Filed by Category and County

	Juvenile: 3A	Juvenile: Delinquency	Juvenile: Status Offender 3B	Juvenile: Mentally Ill and Dangerous 3C	Juvenile: Bridge to Independence	Juvenile: Interstate Compact	Total Cases
Arthur	-	-	-	-	-	-	0
Chase	1	7	19	-	-	-	27
Dawson	30	78	18	-	1	-	127
Dundy	1	1	1	-	-	-	3
Frontier	6	4	1	-	-	1	12
Furnas	6	6	-	-	-	-	12
Gosper	-	4	-	-	-	-	4
Hayes	-	2	-	-	-	-	2
Hitchcock	4	13	-	-	-	-	17
Hooker	-	-	-	-	-	-	0
Keith	12	81	5	-	-	2	100
Lincoln	123	112	19	5	2	2	263
Logan	-	6	-	-	-	-	6
McPherson	-	-	-	-	-	-	0
Perkins	7	6	1	-	-	-	14
Red Willow	11	35	6	-	-	2	54
Thomas	1	-	-	-	-	-	1
Total	202	355	70	5	3	7	642

Annual Fiscal Year Caseload Report

12th Judicial District – County Court Adult Cases Filed



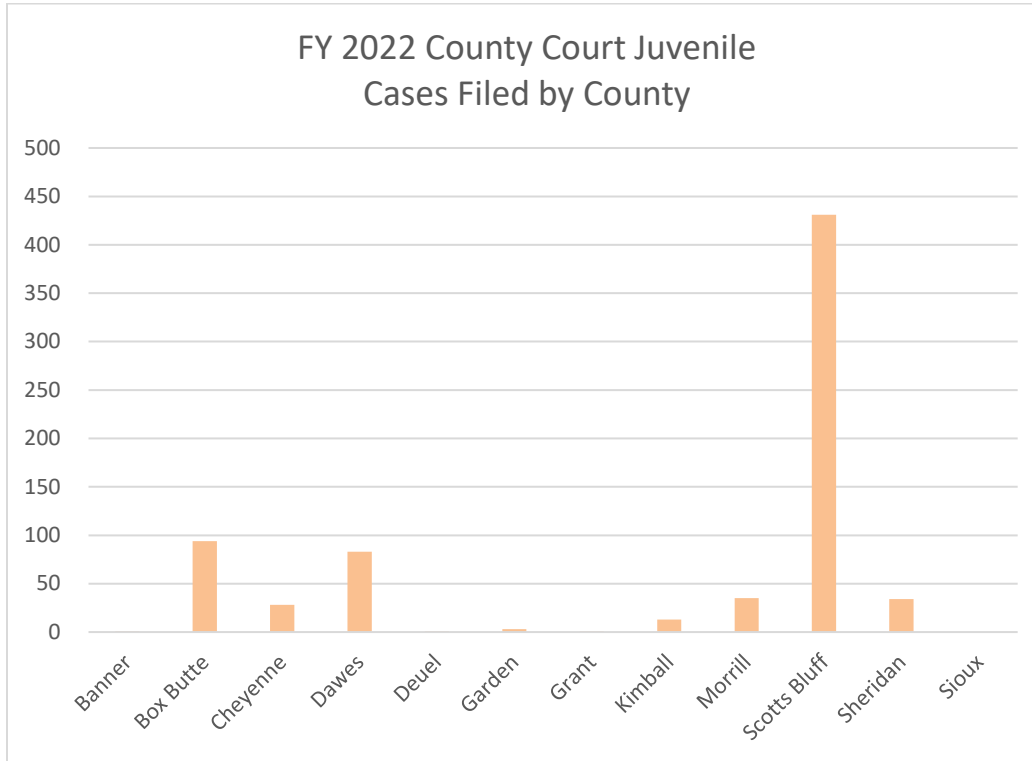
Year	# Cases
FY 2021	15,079
FY 2022	15,462
FY 2023	
FY 2024	
FY 2025	
FY 2026	
FY 2027	
FY 2028	
FY 2029	
FY 2030	

Fiscal Year 2022 Court Cases Filed by Category and County

	Protection Orders	Felony	Misd.	Adult PSC	Traffic	Civil	Probate	Guardianship / Conservatorship	Small Claims	Adoption	Domestic Relations	Total Cases
Banner	-	9	34	-	178	21	6	-	2	-	-	250
Box Butte	8	110	326	-	365	546	55	12	18	7	-	1,447
Cheyenne	3	153	454	-	1,013	476	60	9	21	6	-	2,195
Dawes	15	79	476	-	458	207	57	4	26	1	-	1,323
Deuel	2	18	70	-	516	70	14	1	-	-	-	691
Garden	-	32	54	-	66	70	10	1	1	8	-	242
Grant	-	2	6	-	165	16	5	-	-	-	-	194
Kimball	-	41	120	-	307	207	31	4	7	-	-	717
Morrill	-	37	247	-	468	234	26	4	5	1	-	1,022
Scotts Bluff	76	659	1,775	-	1,294	1,966	146	48	70	45	-	6,079
Sheridan	2	84	528	-	448	93	48	3	4	-	-	1,210
Sioux	-	-	32	-	35	16	8	-	-	1	-	92
Total	106	1,224	4,122	0	5,313	3,922	466	86	154	69	0	15,462

Annual Fiscal Year Caseload Report

12th Judicial District – County Court Juvenile Cases Filed



Year	# Cases
FY 2021	633
FY 2022	724
FY 2023	
FY 2024	
FY 2025	
FY 2026	
FY 2027	
FY 2028	
FY 2029	
FY 2030	

Fiscal Year 2022 Court Cases Filed by Category and County

	Juvenile: 3A	Juvenile: Delinquency	Juvenile: Status Offender 3B	Juvenile: Mentally Ill and Dangerous 3C	Juvenile: Bridge to Independence	Juvenile: Interstate Compact	Total Cases
Banner	-	1	-	-	-	-	1
Box Butte	16	65	10	-	1	2	94
Cheyenne	19	9	-	-	-	-	28
Dawes	9	59	13	-	1	1	83
Deuel	-	-	1	-	-	-	1
Garden	2	1	-	-	-	-	3
Grant	-	-	-	-	1	-	1
Kimball	6	4	1	-	-	2	13
Morrill	6	26	3	-	-	-	35
Scotts Bluff	75	276	69	2	3	6	431
Sheridan	3	26	4	-	-	1	34
Sioux	-	-	-	-	-	-	0
Total	136	467	101	2	6	12	724



Research and Data

**Operations Division
Administrative Office of the Courts & Probation
Chief Standing Bear Justice Administration Building
521 S. 14th Street Suite 300 | Lincoln, NE 68508
T 531.739.8100 | F 402.471.2197**