

# Nebraska Judicial Branch

## Weighted Caseload Report

# District Courts

Reporting Period  
Calendar Year 2022

Jan. 1, 2022 to  
Dec. 31, 2022



# Table of Contents

Introduction .....	1
State Map – Nebraska District Court Judicial Need .....	2
1 <sup>st</sup> Judicial District.....	3
2 <sup>nd</sup> Judicial District.....	4
3 <sup>rd</sup> Judicial District .....	5
4 <sup>th</sup> Judicial District .....	6
5 <sup>th</sup> Judicial District .....	7
6 <sup>th</sup> Judicial District .....	8
7 <sup>th</sup> Judicial District .....	9
8 <sup>th</sup> Judicial District .....	10
9 <sup>th</sup> Judicial District .....	11
10 <sup>th</sup> Judicial District .....	12
11 <sup>th</sup> Judicial District .....	13
12 <sup>th</sup> Judicial District .....	14
Court Case Type Categories and Weights - Appendix .....	15

# Weighted Caseload Report

## Nebraska District Courts Weighted Caseload Report

Nebraska has a district court in each of its 93 counties, organized into 12 Judicial Districts. Pursuant to Neb. Rev. Stat. § 24-301.02, the Legislature determines the number of district court judges who serve in each judicial district, and the geographic boundaries of each judicial district. An objective assessment of judicial workload allows informed decisions about district boundaries and the number of judges needed to timely resolve the cases in each judicial district.

To assist in evaluating judicial workloads, Neb. Rev. Stat. § 24-1007(1) requires the Nebraska Administrative Office of the Courts and Probation (AOCP) to compile judicial workload statistics based on caseload numbers weighted by category of case. These weighted caseload statistics are used by the Judicial Branch, the Judicial Resources Commission, and the Legislature to evaluate judicial need, and guide decisions and recommendations on how best to allocate judicial resources across the state.

To ensure the validity, uniformity and accuracy of the AOCP's judicial workload statistics, a statewide judicial time study was conducted in 2019-2020 under the direction and leadership of the National Center for State Courts. For a full description of the judicial time study and the recommended weighting methodology and standards, see *Nebraska Judicial Workload Assessment Final Report* (October 2020) on the Nebraska Supreme Court Website. Because this Weighted Caseload Report utilizes the methodology and standards from the 2020 workload assessment, direct comparison to archived reports is not recommended.

No quantitative judicial workload assessment method, including the weighted caseload method, can determine the exact number of judges needed within each court. For example, judges may be asked to assist non-home districts to ensure speedy trials for all involved and that one district is not unduly overburdened. However, in that case, the Full-Time Equivalent (FTE) estimate without a weight for cases heard outside of their home district may underrepresent the actual FTE of both those districts. Left unadjusted, not only adds artificial FTE to the districts being assisted but the FTE for judge assistance between districts is also left unknown. To address this challenge, the Research and Data Team has developed a ratio of assistance to overall FTE. The weight for the help provided or received will be denoted at the top of the page in red.

Weighted caseload statistics approximate the number of judges needed to handle the current caseload based upon the calculations of a three-year rolling average of case filing data. Therefore, when weighted caseload statistics are examined in conjunction with other compelling and critical metrics, they provide a vital part of an objective and standardized assessment of judicial needs and the fair allocation of judicial resources across juvenile courts in the State of Nebraska.



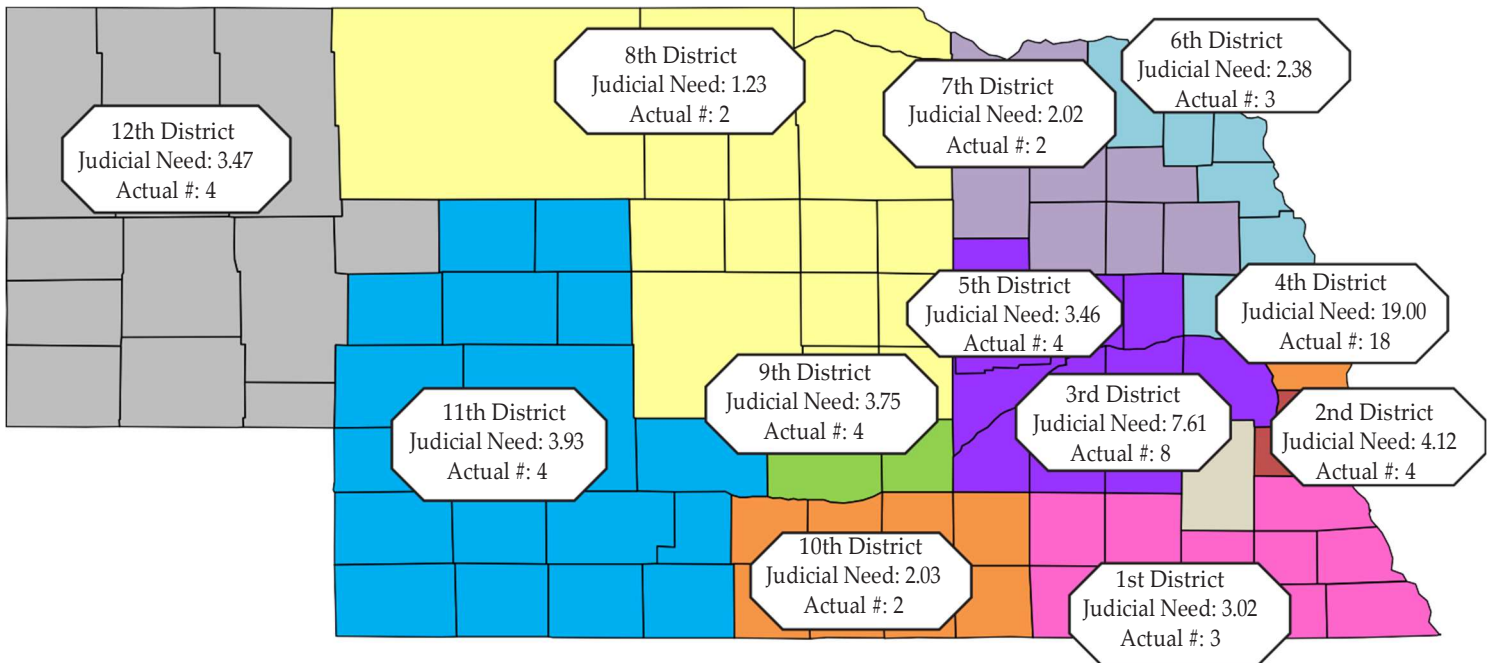
**Corey R. Steel | Nebraska State Court Administrator**  
**Nebraska Supreme Court**  
**Administrative Office of the Courts & Probation**

Rm. 1213 State Capitol | P.O. Box 98910 | Lincoln, NE 68509

# Weighted Caseload Report

T 402.471.3730 | F 402.471.2197  
[www.supremecourt.ne.gov](http://www.supremecourt.ne.gov)

## Nebraska District Court Judicial Needs Calendar Year 2022 (Jan. 1, 2022 – Dec. 31, 2022)



Note: Differences between the total District Court Need for Judges and the sum of individual counties is due to rounding to the nearest one-hundredth.

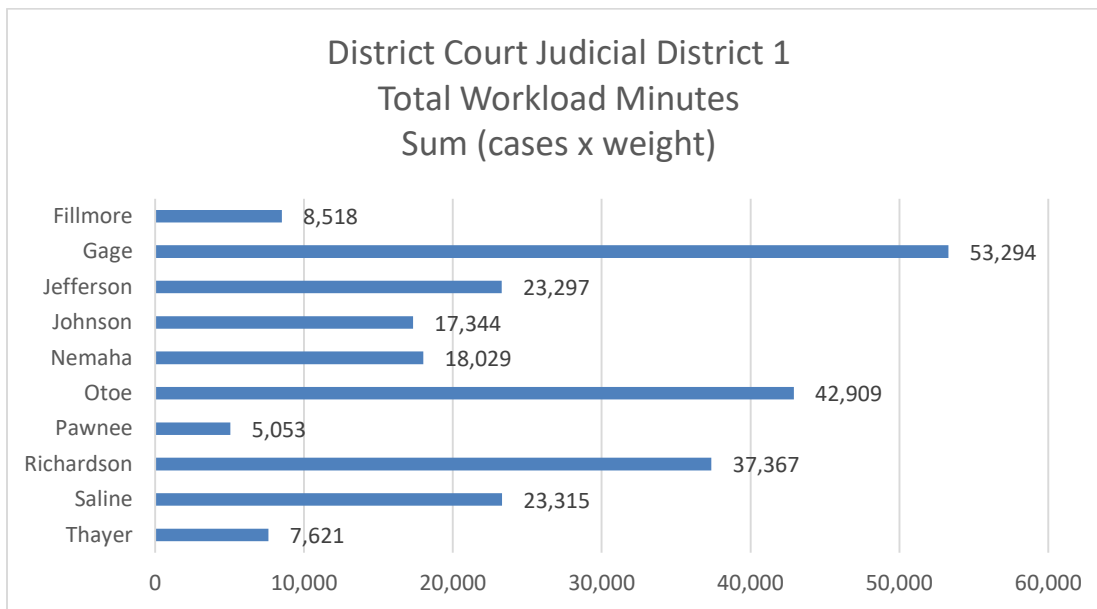
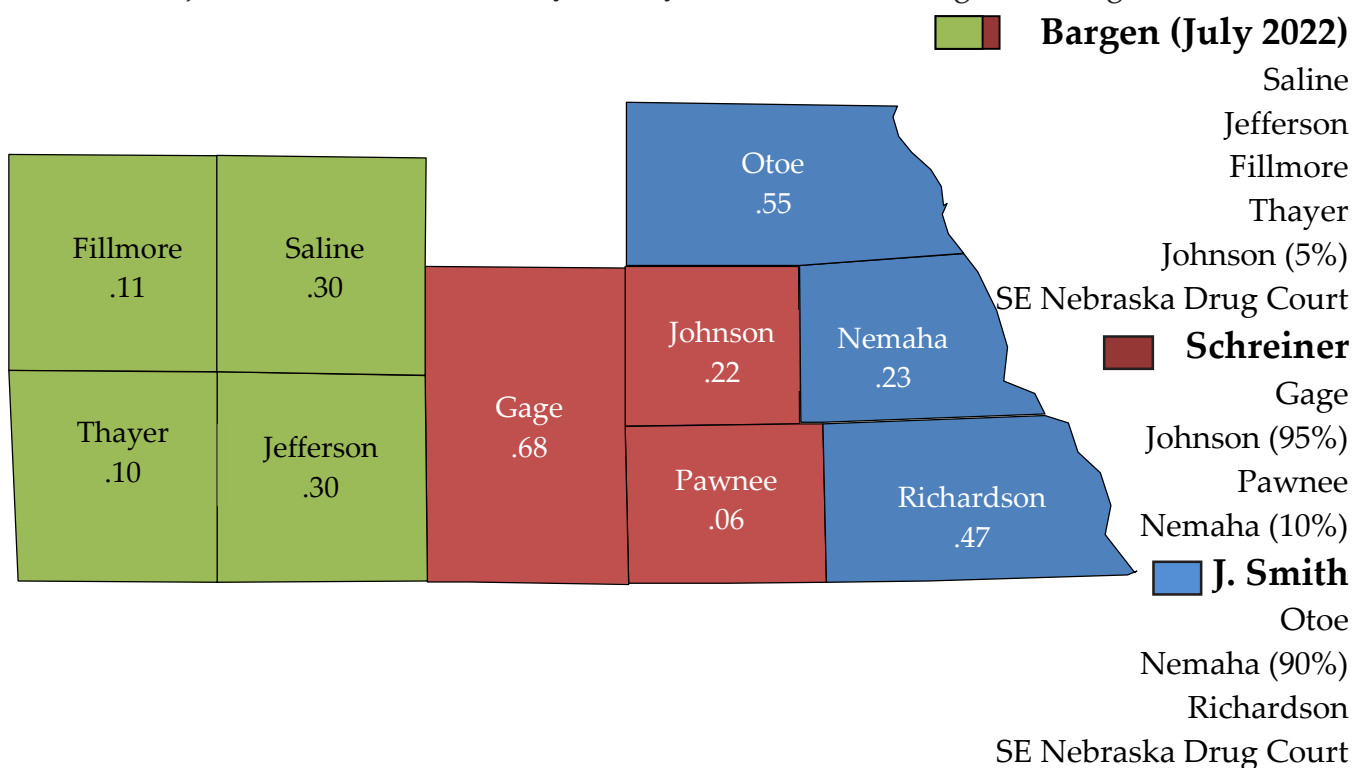
# Weighted Caseload Report

## 1<sup>st</sup> Judicial District – District Court

District court need for judges: 3.02  
 Current number of judges: 3  
 Workload per judge: 1.01

Predicted judicial resources need by county

Judges Serving the 1st District

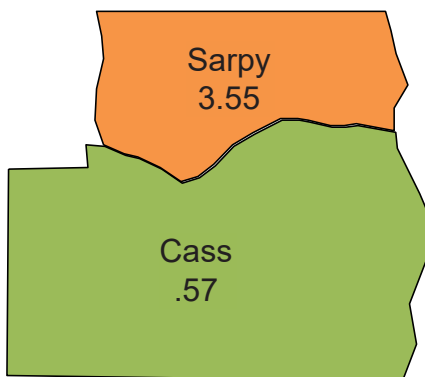


# Weighted Caseload Report





## 2<sup>nd</sup> Judicial District – District Court

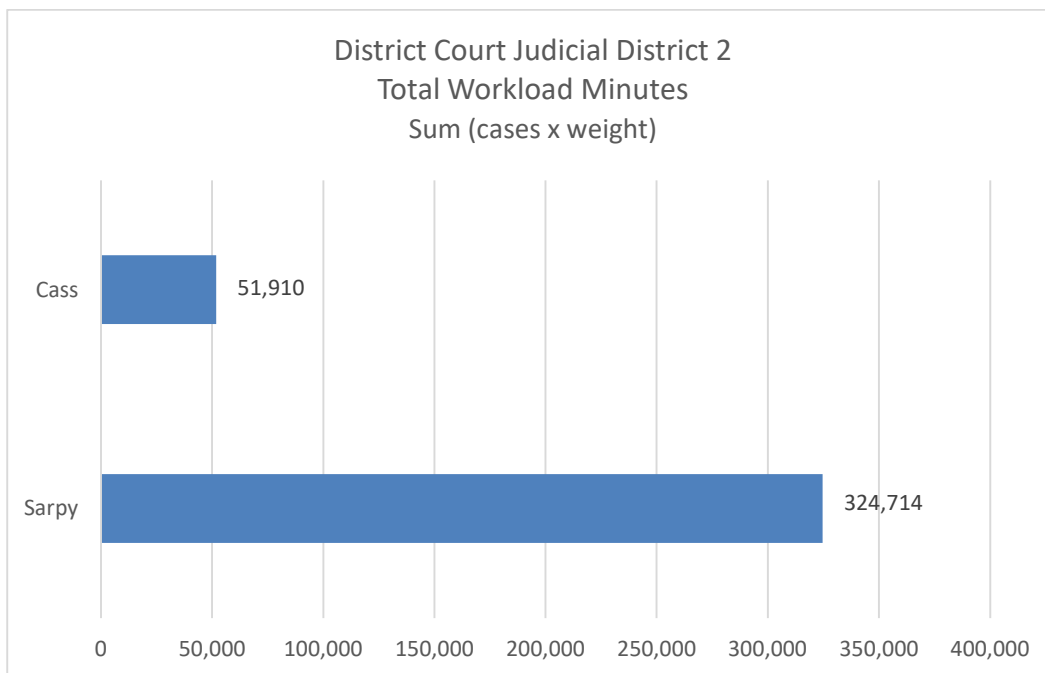
District court need for judges: 4.12  
 Current number of judges: 4  
 Workload per judge: 1.03

### Predicted judicial resources need by county



### Judges Serving the 2nd District

-  **Cox**  
Sarpy
-  **Martinez**  
Sarpy
-  **M. Smith**  
Cass  
Sarpy
-  **Thompson**  
Sarpy

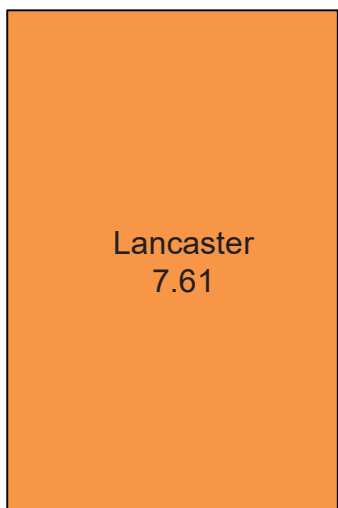


# Weighted Caseload Report

## 3<sup>rd</sup> Judicial District – District Court

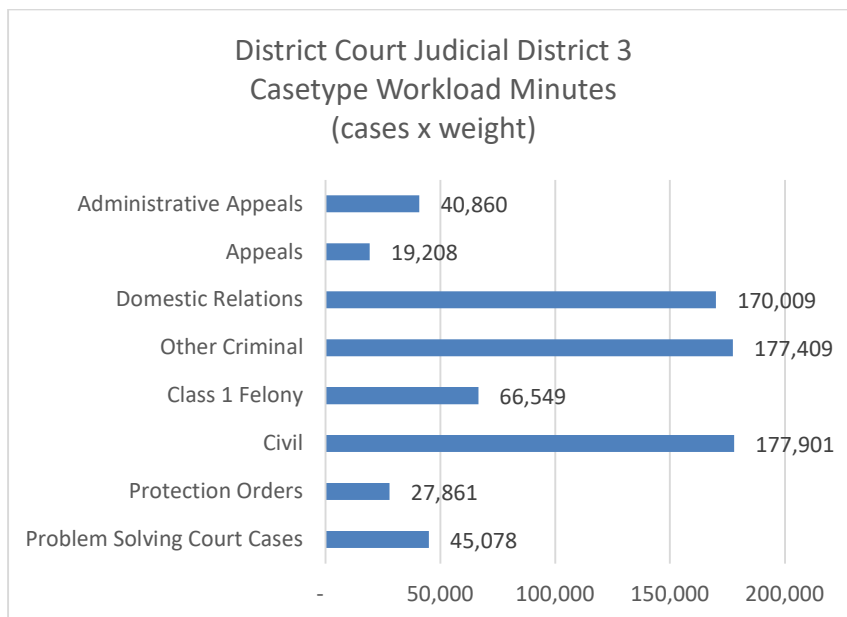
District court need for judges: 7.61  
 Current number of judges: 8  
 Workload per judge: 0.95

### Predicted judicial resources need by county



### Judges Serving the 3rd District

- Ideus**
- Jacobsen**
- Maret**
- McManaman**
- Nelson**
- Vacant (Otte)**
- Post**
- Strong**

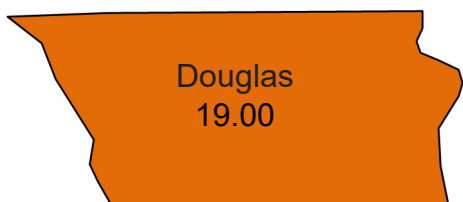


# Weighted Caseload Report

## 4<sup>th</sup> Judicial District – District Court

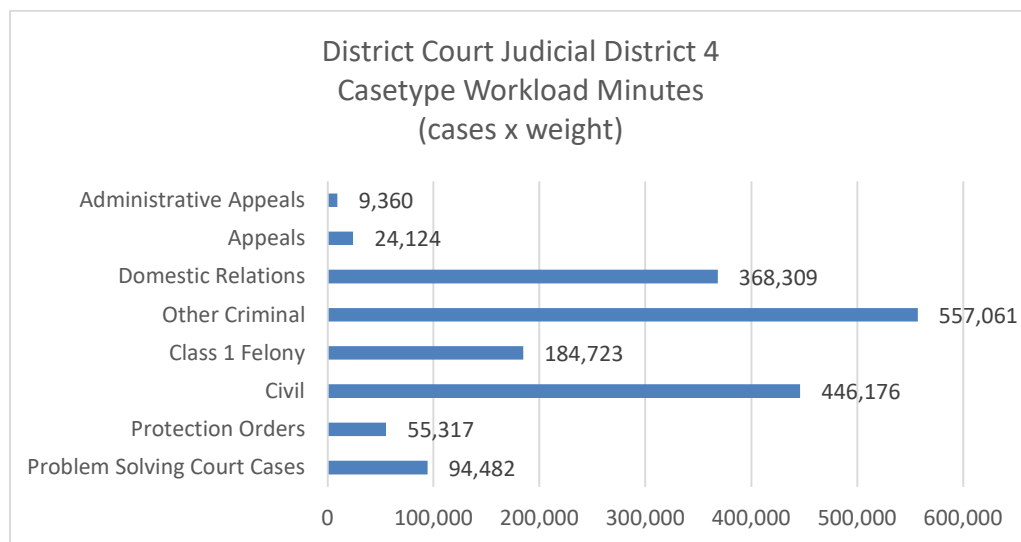
District court need for judges: 19.00  
 Current number of judges: 18  
 Workload per judge: 1.06

Predicted judicial resources need by county



Judges Serving the 4th District

- Alioth
- Bataillon
- Benson (July 2022)
- Bowie
- Burns
- Coffey
- Derr
- Dougherty
- Engleman
- Keane
- Lux
- Masteller
- Miller Pankonin
- Polk
- Retelsdorf
- Srb
- Stratman
- Wheelock





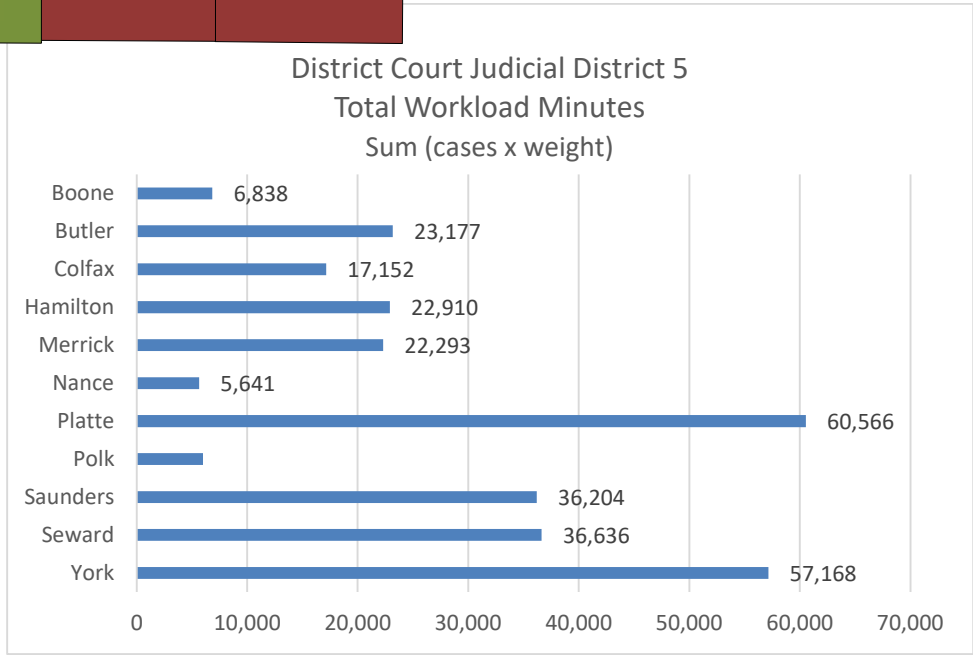
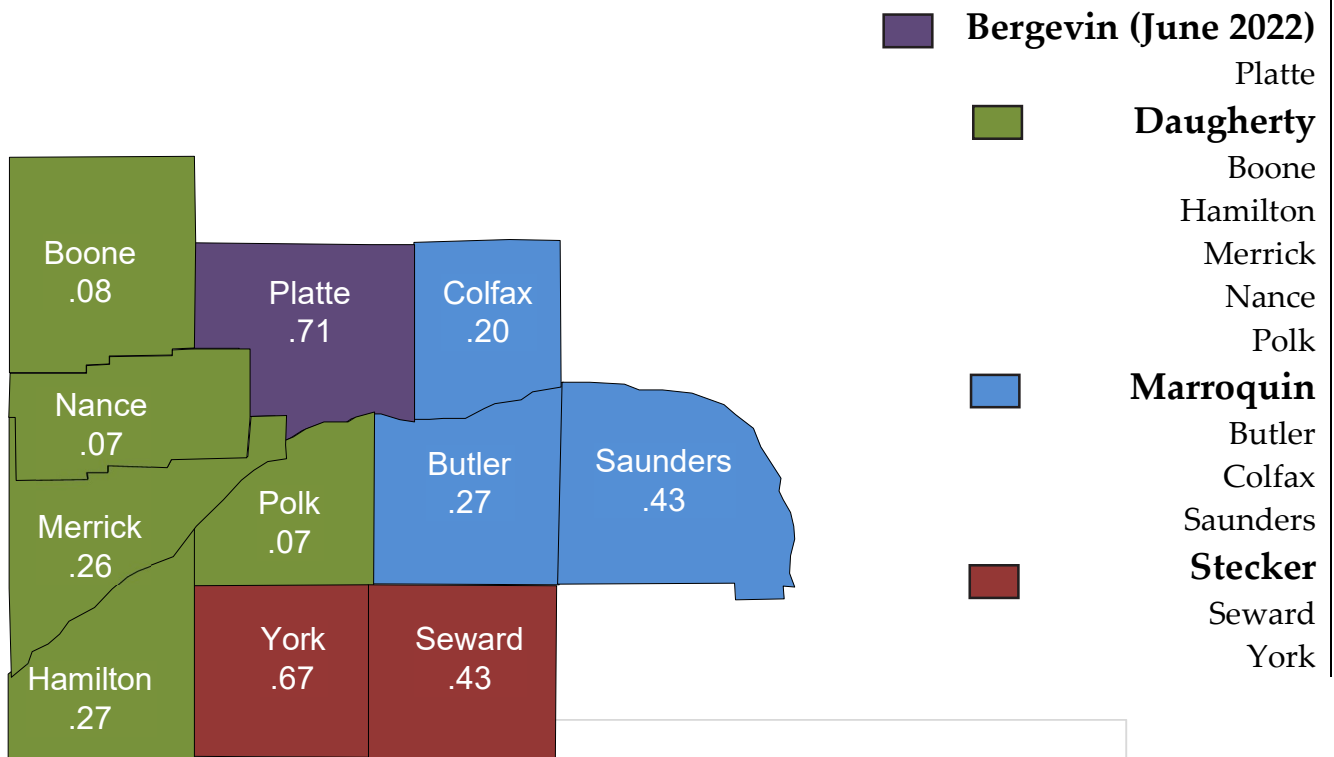
# Weighted Caseload Report

## 5<sup>th</sup> Judicial District - District Court

District court need for judges: 3.46  
 Current number of judges: 4  
 Workload per judge: 0.87

Predicted judicial resources need by county

Judges Serving the 5th District

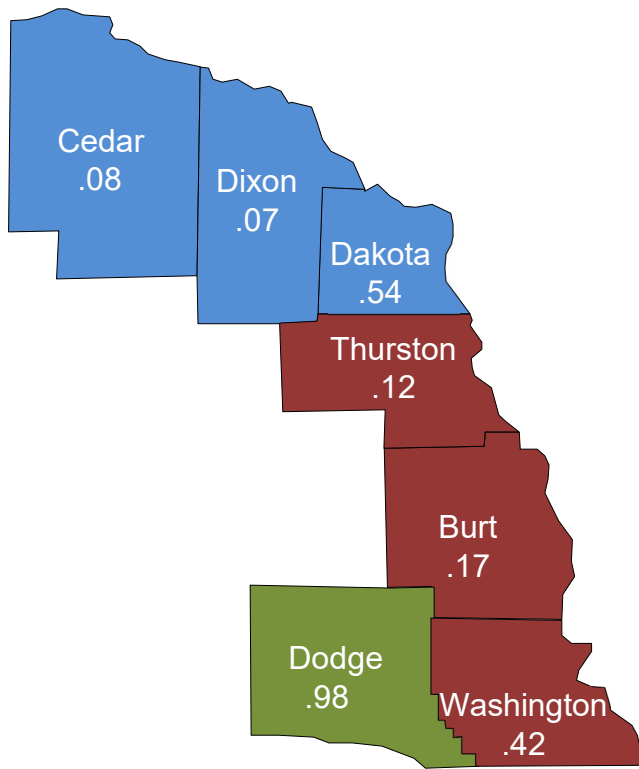


# Weighted Caseload Report

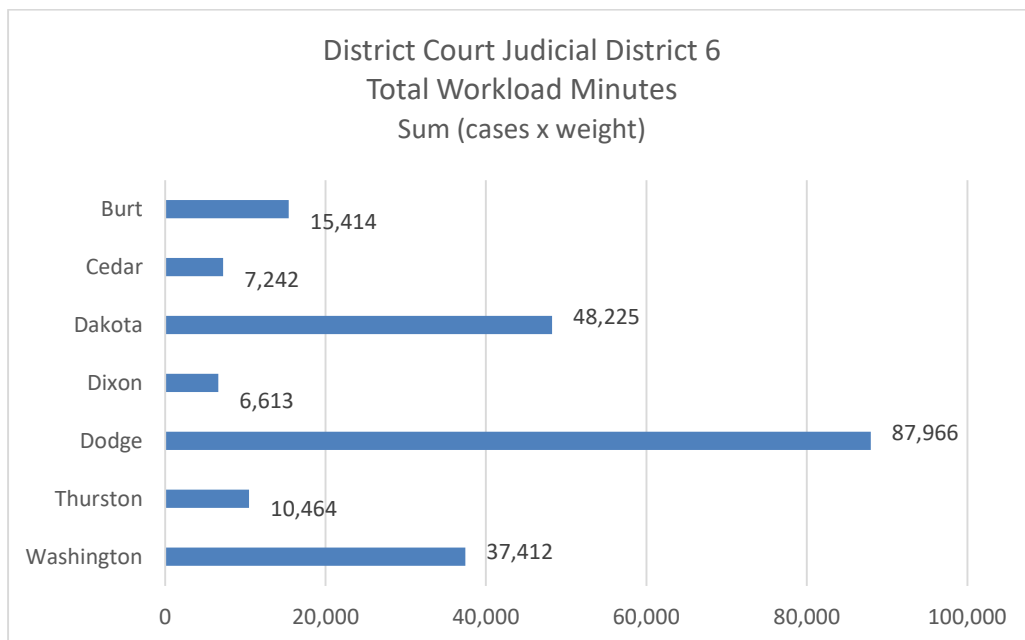

## 6<sup>th</sup> Judicial District – District Court

District court need for judges: 2.38  
 Current number of judges: 3  
 Workload per judge: 0.79

Predicted judicial resources need by county



Judges Serving the 6th District

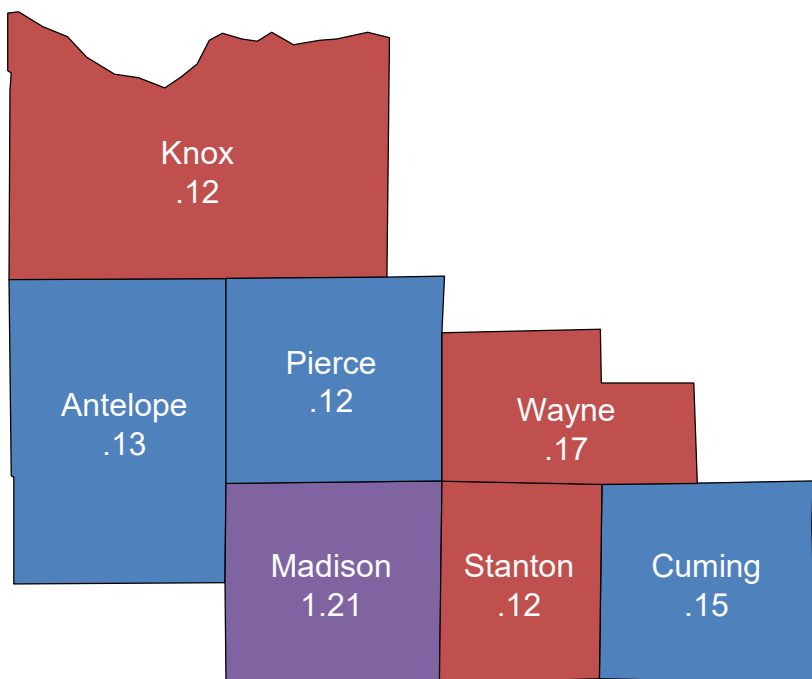


# Weighted Caseload Report

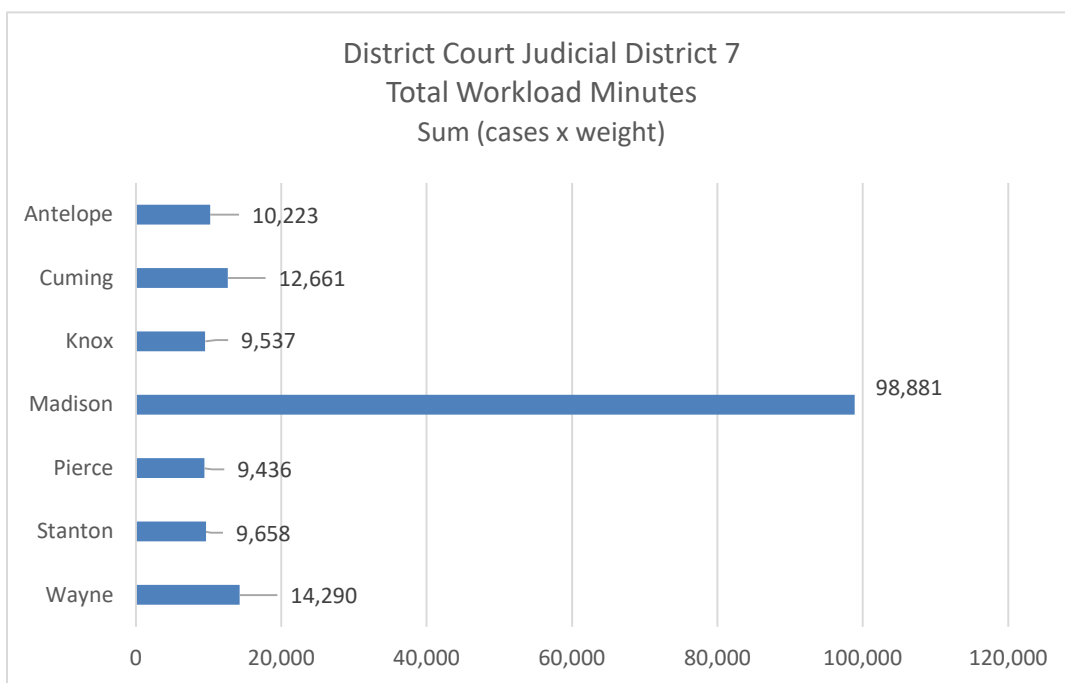
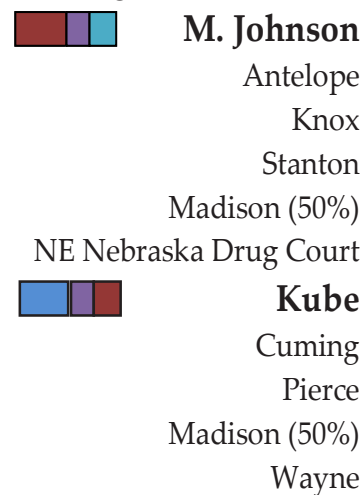
## 7<sup>th</sup> Judicial District – District Court

District court need for judges: 2.02  
 Current number of judges: 2  
 Workload per judge: 1.01

Predicted judicial resources need by county



Judges Serving the 7th District



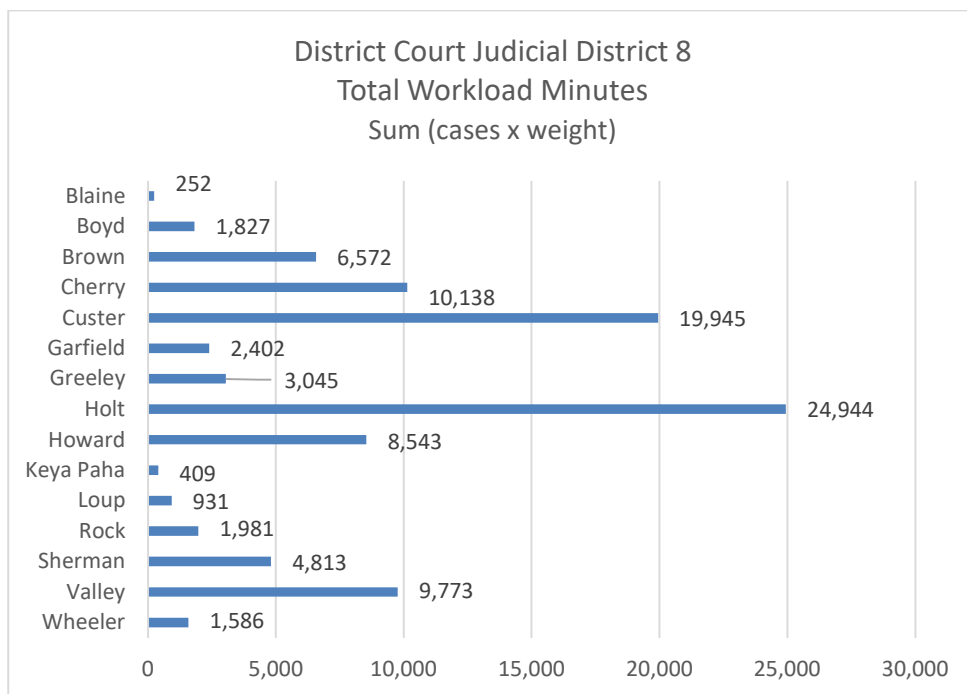
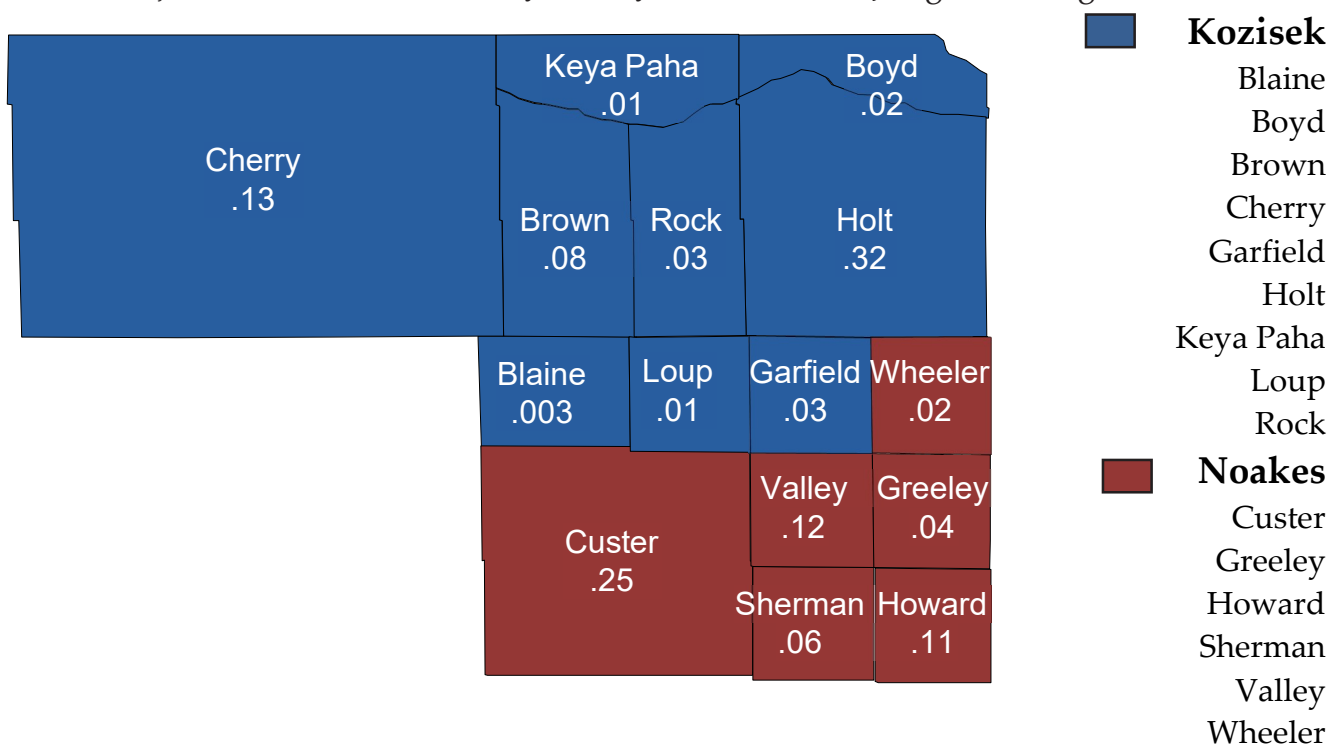
# Weighted Caseload Report

## 8<sup>th</sup> Judicial District – District Court

District court need for judges: 1.23  
 Current number of judges: 2  
 Workload per judge: 0.62

Predicted judicial resources need by county

Judges Serving the 8th District

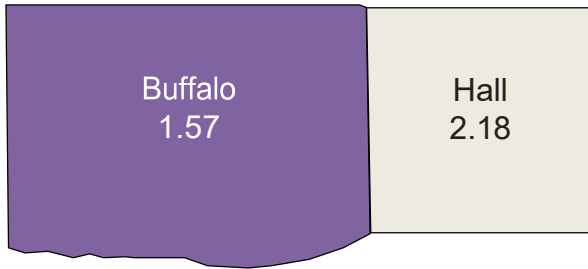


# Weighted Caseload Report

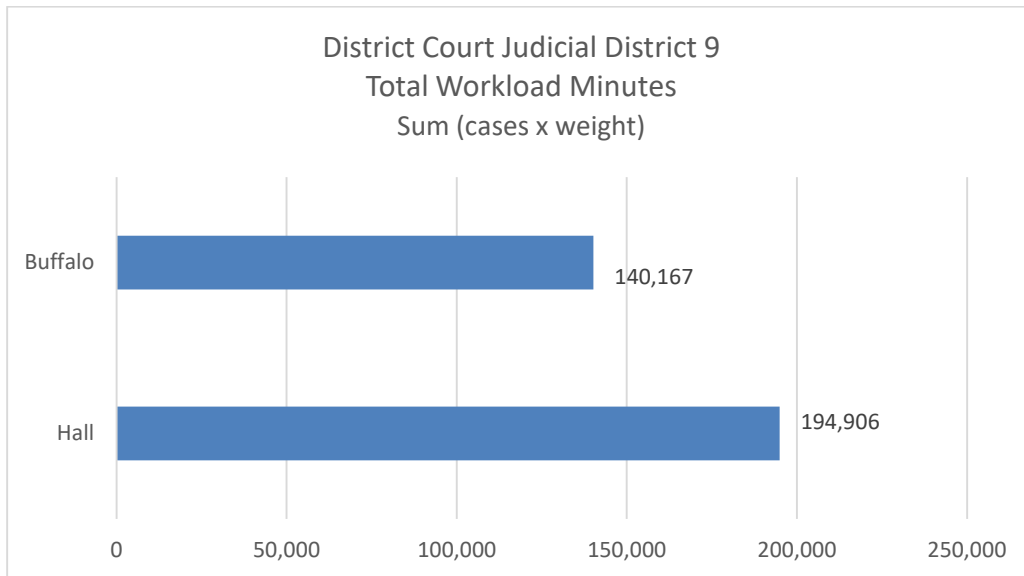

## 9<sup>th</sup> Judicial District – District Court

District court need for judges: 3.75  
 Current number of judges: 4  
 Workload per judge: 0.94

Predicted judicial resources need by county



Judges Serving the 9th District



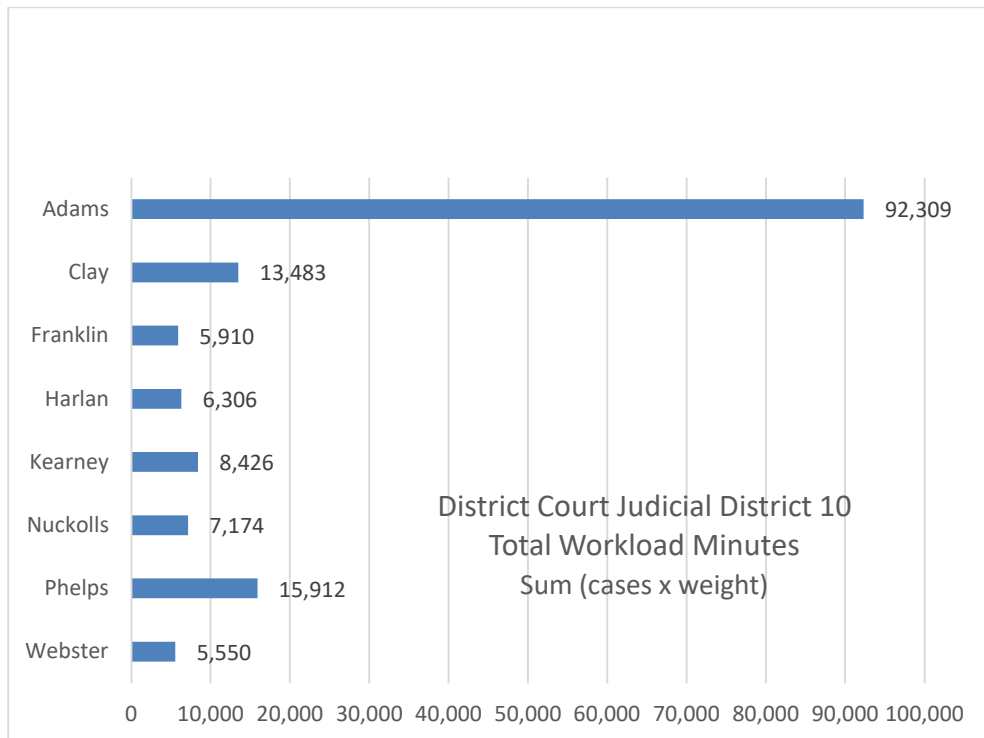
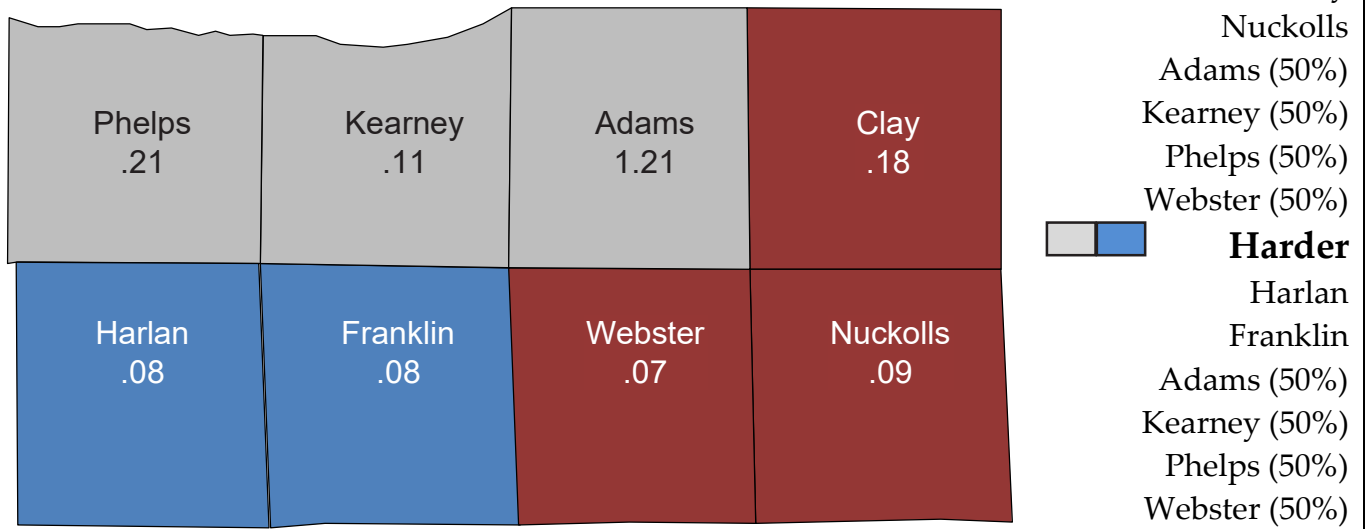
# Weighted Caseload Report

## 10<sup>th</sup> Judicial District – District Court

District court need for judges: 2.03  
 Current number of judges: 2  
 Workload per judge: 1.02

Predicted judicial resources need by county

Judges Serving the 10th District

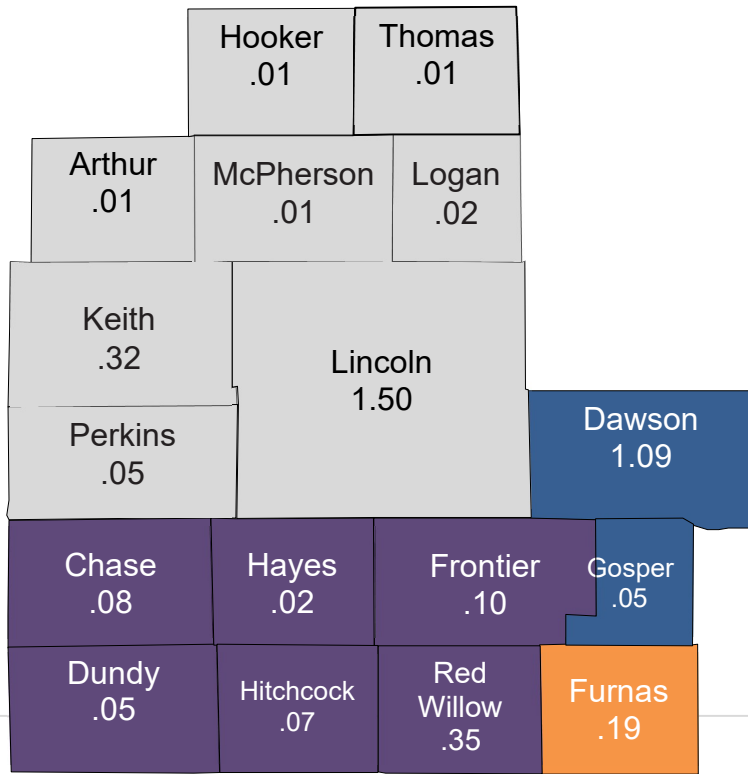


# Weighted Caseload Report

## 11<sup>th</sup> Judicial District – District Court

District court need for judges: 3.93  
 Current number of judges: 4  
 Workload per judge: 0.98

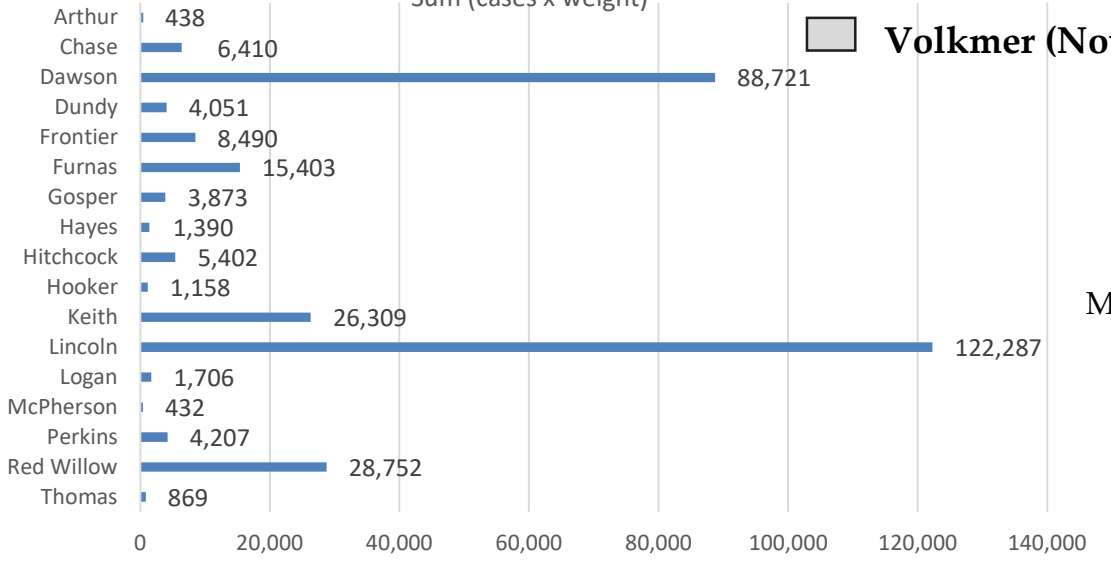
Predicted judicial resources need by county



Judges Serving the 11th District

- Doyle**
  - Dawson
  - Furnas (25%)
  - Gosper
- Heng**
  - Chase
  - Dundy
  - Frontier
  - Furnas (75%)
  - Hayes
  - Hitchcock
  - Red Willow
- Piccolo**
  - Arthur (50%)
  - Hooker (50%)
  - Keith (50%)
  - Lincoln (50%)
  - Logan (50%)
  - McPherson (50%)
  - Thomas (50%)

District Court Judicial District 11  
 Total Workload Minutes  
 Sum (cases x weight)

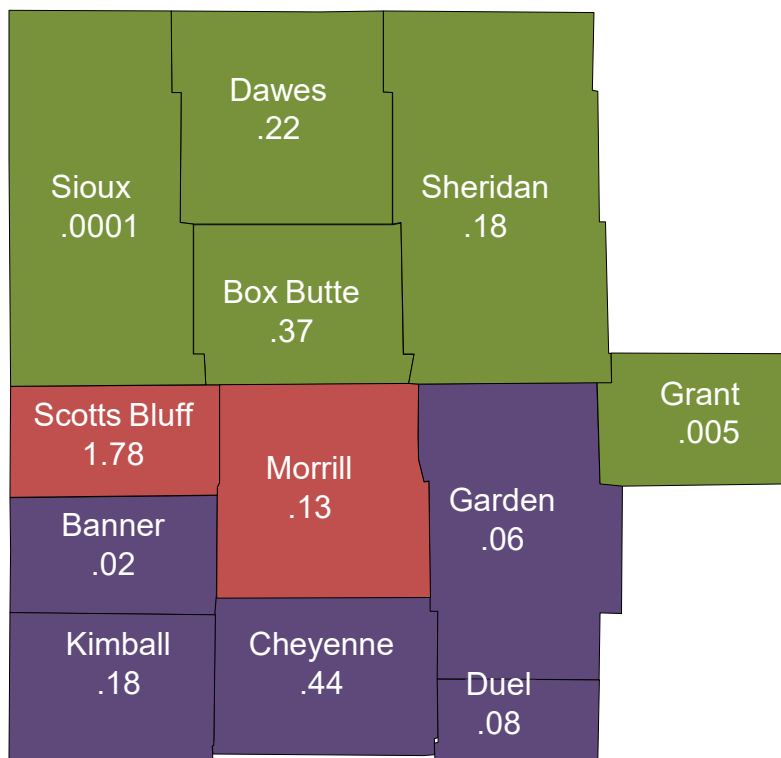


# Weighted Caseload Report

## 12<sup>th</sup> Judicial District – District Court

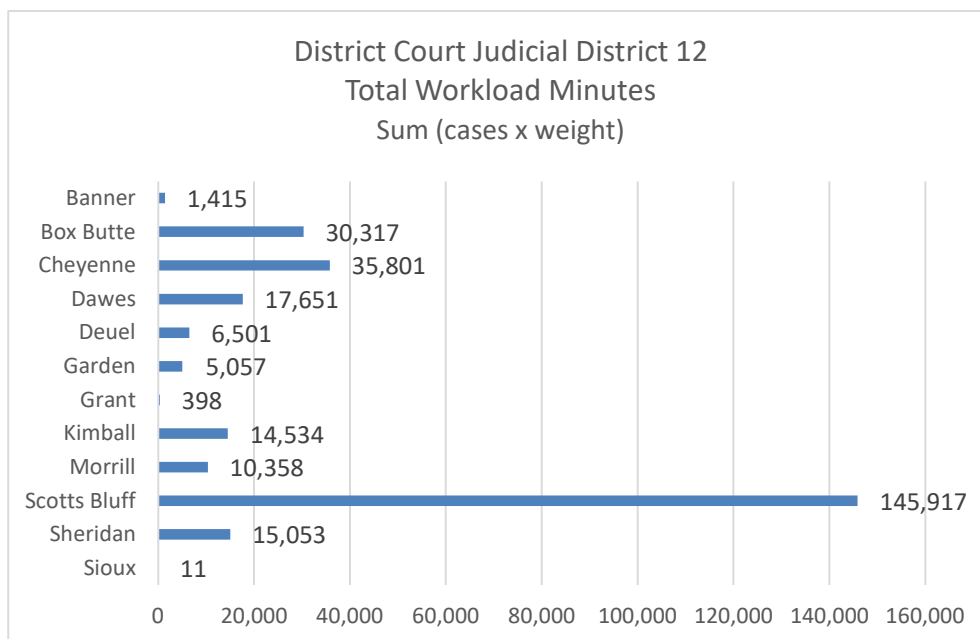
District court need for judges: 3.47  
 Current number of judges: 4  
 Workload per judge: 0.87

### Predicted judicial resources need by county



### Judges Serving the 12th District

- **Dobrovolny**  
Morrill  
Scotts Bluff
- **Miller**  
Morrill  
Scotts Bluff
- **O'Gorman**  
Box Butte  
Dawes  
Grant  
Sheridan  
Sioux
- **Weimer**  
Banner  
Cheyenne  
Deuel  
Garden  
Kimball





# Weighted Caseload Report

## Court Case Type Categories and Weights – Appendix

District Court Case Types	2021 Case Weight (minutes)
Problem Solving Court Cases	683
Protection Orders	32
Civil	219
Class I Felony	367
Other Criminal	149
Domestic Relations	97
Appeals	343
Administrative Appeals	540
County Court Case Types	2021 Case Weight (minutes)
Protection Orders	32
Felony	26
Misdemeanor	23
District Court: Adult Problem-Solving Court	683
Traffic	1
Civil	8
Probate	61
Guardianship/Conservatorship	133
Small Claims	30
Adoption	92
Domestic Relations	97
Juvenile: 3A Children	487
Juvenile: Delinquency	100
Juvenile: Status Offender 3B	37
Juvenile: Mentally Ill and Dangerous 3C	265
Juvenile: Bridge to Independence (B21)	58
Juvenile: Interstate Compact Hearings/Filings	2
Juvenile: Problem-Solving Court Cases	654
Separate Juvenile Court Case Types	2021 Case Weight (minutes)
Adoption	49
Domestic Relations	26
Juvenile: 3A Children	487
Delinquency	136
Status Offender 3B	54
Mentally Ill and Dangerous 3C	265
Bridge to Independence B21	36
Interstate Compact Hearing/Filings	2
Problem Solving Court Cases	654