

NEBRASKA JUDICIAL BRANCH

District Court

Annual Caseload Report



Fiscal Year 2022

July 1, 2021 to
June 30, 2022



Table of Contents

Introduction	3
Statewide Fiscal Year 2021 Nebraska District Court Adult Cases Filed	4
1 st Judicial District – District Court Adult Cases Filed.....	5
2 nd Judicial District – District Court Adult Cases Filed	6
3 rd Judicial District – District Court Adult Cases Filed	7
4 th Judicial District – District Court Adult Cases Filed	8
5 th Judicial District – District Court Adult Cases Filed	9
6 th Judicial District – District Court Adult Cases Filed	10
7 th Judicial District – District Court Adult Cases Filed	11
8 th Judicial District – District Court Adult Cases Filed	12
9 th Judicial District – District Court Adult Cases Filed	13
10 th Judicial District – District Court Adult Cases Filed	14
11 th Judicial District – District Court Adult Cases Filed	15
12 th Judicial District – District Court Adult Cases Filed	16

Annual Caseload Report for Nebraska District Courts

Fiscal Year 2022 – July 1, 2021 to June 30, 2022

This *Annual District Court Caseload Report* contains caseload statistics for Nebraska’s 93 District Courts, organized into 12 Judicial Districts. Statistics are compiled through extracts from the JUSTICE automated trial court case management system. Providing court statistics ensures transparency to the public and assists administration in ensuring efficient court practices.

Caseload statistics demonstrate the volume of cases in each jurisdiction and the changes that occur over time. Data are useful in determining staffing levels and for predicting the effect on caseloads due to changes in the law.

In 2019-2020, the Supreme Court and the Administrative Office of the Courts and Probation (AOC) conducted a statewide judicial time study. Under the direction and leadership of the National Center for State Courts, a new weighting methodology and standards were adopted, including a more diverse list of case types, see *Nebraska Judicial Workload Assessment Final Report* (October 2020) on the Nebraska Supreme Court website. In an effort to provide greater consistency in how the AOC reports weighted caseload and caseload data, the caseload data has been standardized between the two reports. Therefore, the 10-year history section of this caseload report should not be compared to reports prior to FY 2021 and direct comparison to archived reports is not recommended.

Caseload reports are available for all levels of state appellate and trial courts at <https://supremecourt.nebraska.gov/forms-publications>.

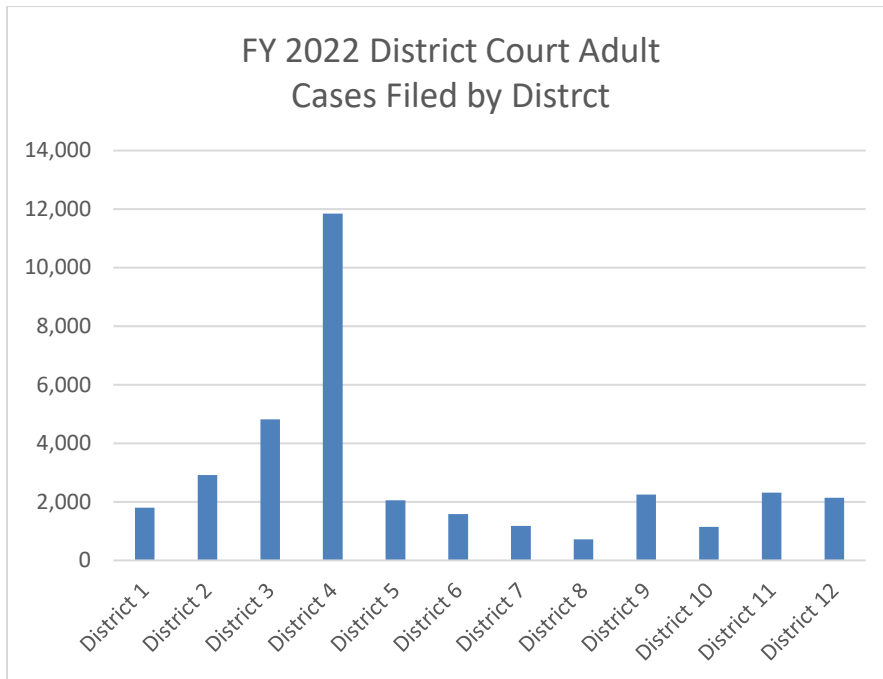


Corey R. Steel | Nebraska State Court
Administrator Nebraska Supreme Court
Administrative Office of the Courts & Probation

Rm. 1211 State Capitol | P.O. Box 98910 | Lincoln, NE 68509
T 402.471.3730 | F 402.471.2197
www.supremecourt.ne.gov

Annual Fiscal Year Caseload Report

Fiscal Year 2021 Nebraska District Court Adult Cases Filed



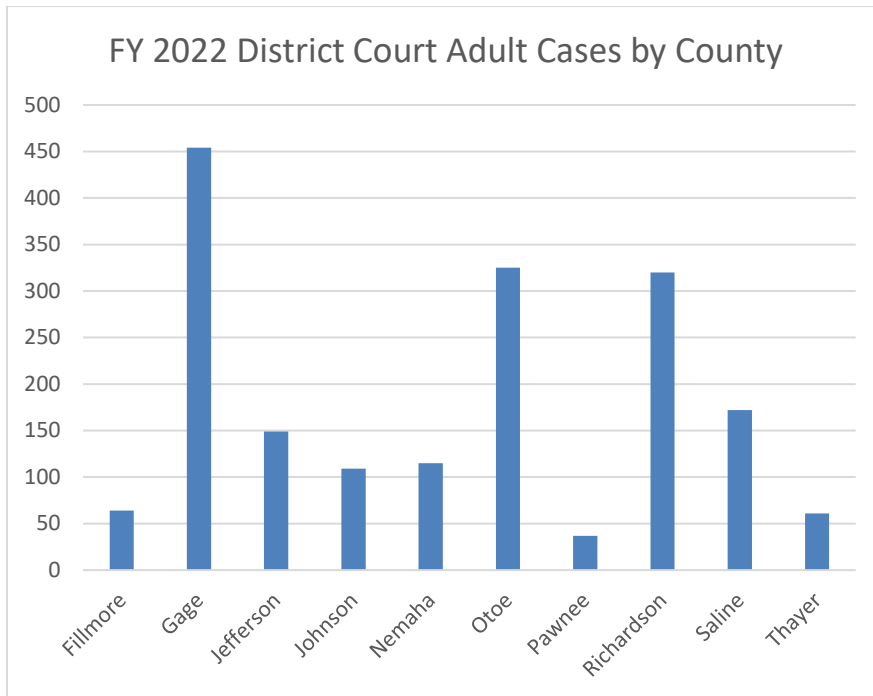
Historical Cases Filed	
Year	# Cases
FY 2021	35,803
FY 2022	34,775
FY 2023	
FY 2024	
FY 2025	
FY 2026	
FY 2027	
FY 2028	
FY 2029	
FY 2030	

Fiscal Year 2022 Adult Court Cases Filed by Category and District

	Protection Orders	Civil	Domestic Relations	Appellate Action	Administrative Appeals	Problem Solving Court	Felony 1	Other Criminal	Total Cases
District 1	360	311	572	4	5	24	45	485	1,806
District 2	501	403	1,150	18	4	34	60	750	2,920
District 3	995	739	1,648	84	78	103	139	1,029	4,815
District 4	1,841	1,917	3,650	78	11	156	448	3,743	11,844
District 5	383	270	597	13	4	35	68	680	2,050
District 6	193	219	640	10	1	22	32	465	1,582
District 7	181	177	355	5	2	33	32	393	1,178
District 8	132	133	238	2	0	13	19	184	721
District 9	302	222	753	21	4	30	84	836	2,252
District 10	263	167	361	5	2	19	31	301	1,149
District 11	509	301	639	10	6	41	97	709	2,312
District 12	408	263	545	11	6	0	76	837	2,146
Statewide	6,068	5,122	11,148	261	123	510	1,131	10,412	34,775

Annual Fiscal Year Caseload Report

1st Judicial District – District Court Adult Cases Filed



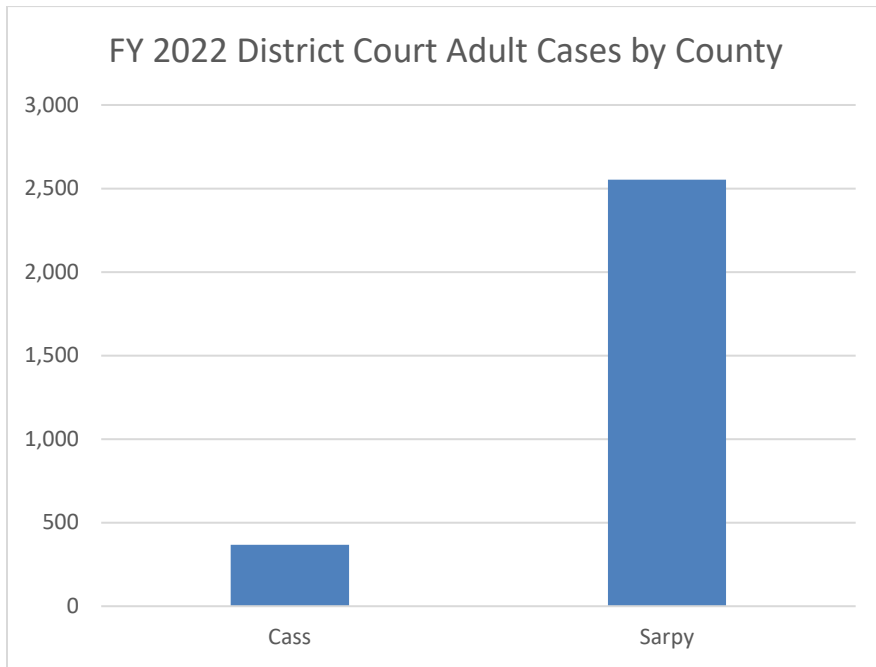
Year	# Cases
FY 2021	1,768
FY 2022	1,806
FY 2023	
FY 2024	
FY 2025	
FY 2026	
FY 2027	
FY 2028	
FY 2029	
FY 2030	

Fiscal Year 2022 Adult Court Cases Filed by Category and County

	Protection Orders	Civil	Domestic Relations	Appellate Action	Administrative Appeals	Problem Solving Court	Felony 1	Other Criminal	Total Cases
Fillmore	13	8	25	-	-	-	1	17	64
Gage	106	50	151	2	1	8	5	131	454
Jefferson	13	65	44	-	-	-	4	23	149
Johnson	35	19	33	1	4	2	-	15	109
Nemaha	31	22	36	-	-	-	4	22	115
Otoe	76	51	95	-	-	5	15	83	325
Pawnee	8	6	12	-	-	-	-	11	37
Richardson	45	45	55	1	-	8	11	155	320
Saline	23	30	92	-	-	1	4	22	172
Thayer	10	15	29	-	-	-	1	6	61
Total	360	311	572	4	5	24	45	485	1,806

Annual Fiscal Year Caseload Report

2nd Judicial District – District Court Adult Cases Filed



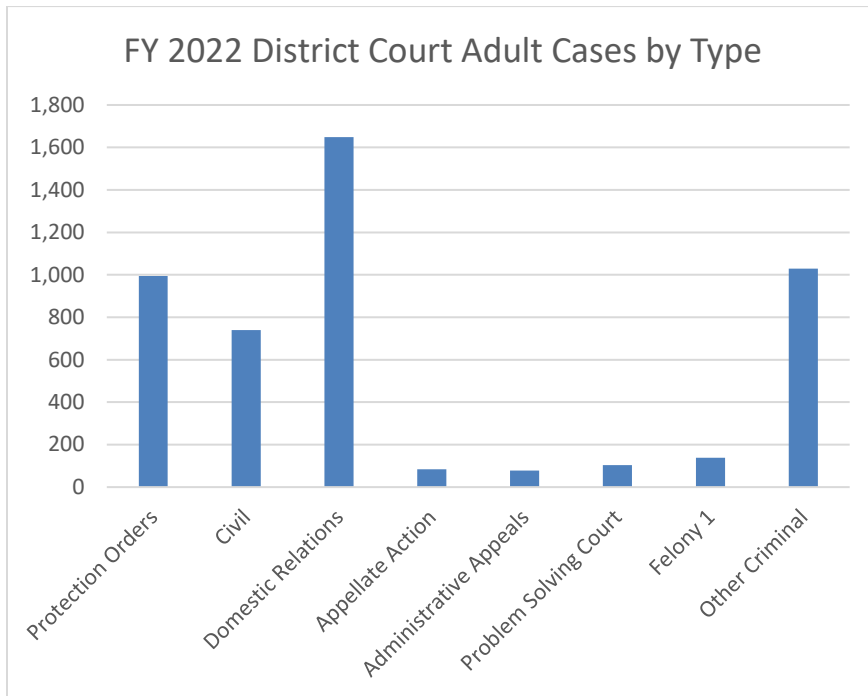
Year	# Cases
FY 2021	2,847
FY 2022	2,920
FY 2023	
FY 2024	
FY 2025	
FY 2026	
FY 2027	
FY 2028	
FY 2029	
FY 2030	

Fiscal Year 2022 Adult Court Cases Filed by Category and County

	Protection Orders	Civil	Domestic Relations	Appellate Action	Administrative Appeals	Problem Solving Court	Felony 1	Other Criminal	Total Cases
Cass	79	68	137	-	1	4	5	73	367
Sarpy	422	335	1,013	18	3	30	55	677	2,553
Total	501	403	1,150	18	4	34	60	750	2,920

Annual Fiscal Year Caseload Report

3rd Judicial District – District Court Adult Cases Filed



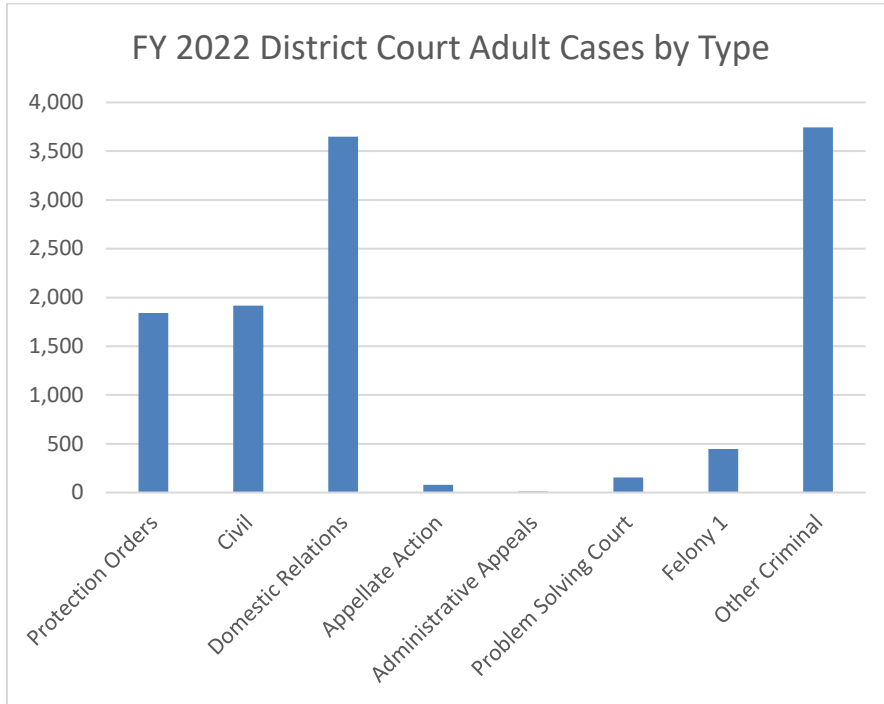
Historical Cases Filed	
Year	# Cases
FY 2021	5,019
FY 2022	4,815
FY 2023	
FY 2024	
FY 2025	
FY 2026	
FY 2027	
FY 2028	
FY 2029	
FY 2030	

Fiscal Year 2022 Adult Court Cases Filed by Category and County

	Protection Orders	Civil	Domestic Relations	Appellate Action	Administrative Appeals	Problem Solving Court	Felony 1	Other Criminal	Total Cases
Lancaster	995	739	1,648	84	78	103	139	1,029	4,815

Annual Fiscal Year Caseload Report

4th Judicial District – District Court Adult Cases Filed



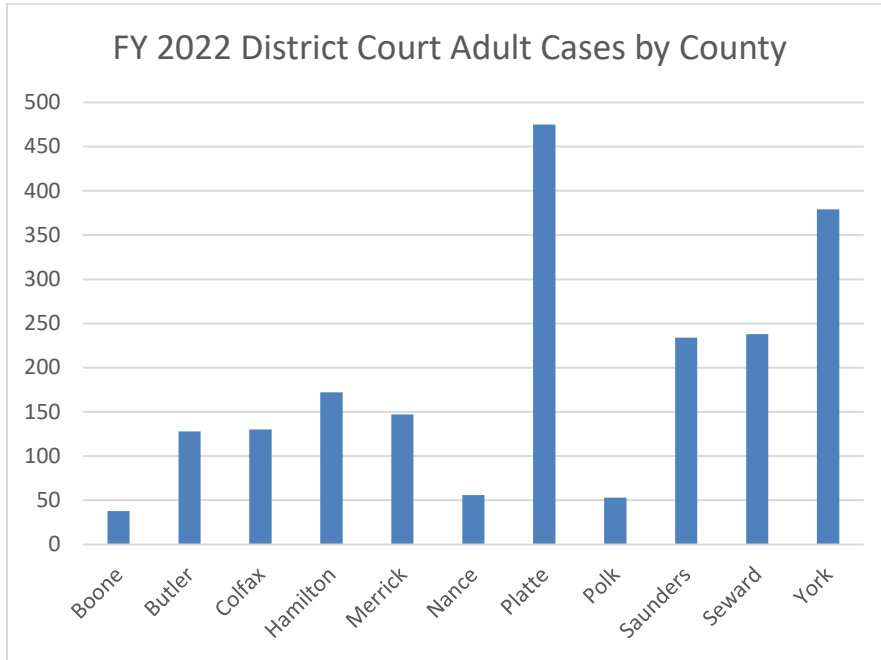
Historical Cases Filed	
Year	# Cases
FY 2021	12,352
FY 2022	11,844
FY 2023	
FY 2024	
FY 2025	
FY 2026	
FY 2027	
FY 2028	
FY 2029	
FY 2030	

Fiscal Year 2022 Adult Court Cases Filed by Category and County

	Protection Orders	Civil	Domestic Relations	Appellate Action	Administrative Appeals	Problem Solving Court	Felony 1	Other Criminal	Total Cases
Douglas	1,841	1,917	3,650	78	11	156	448	3,743	11,844

Annual Fiscal Year Caseload Report

5th Judicial District – District Court Adult Cases Filed



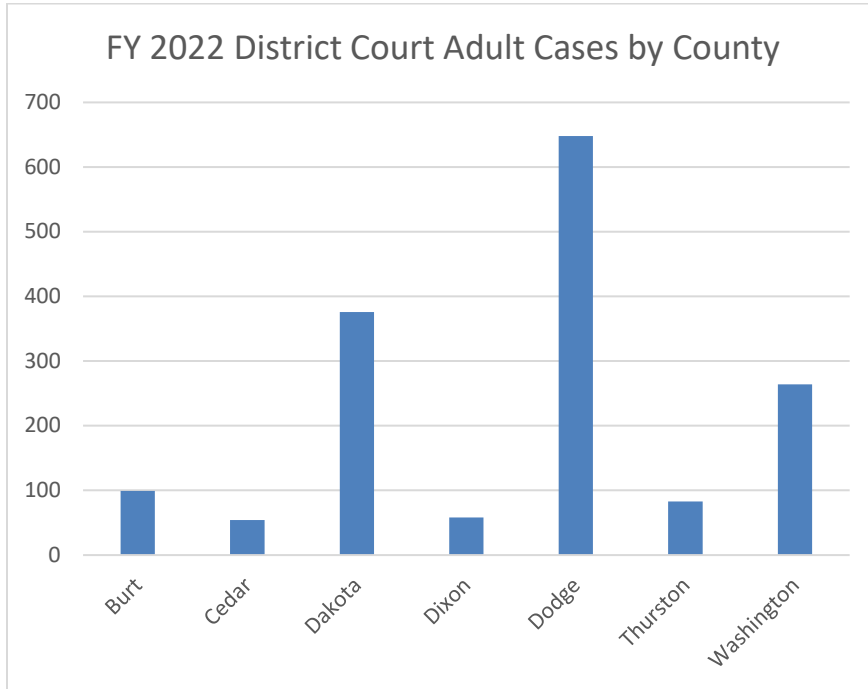
Year	# Cases
FY 2021	2,148
FY 2022	2,050
FY 2023	
FY 2024	
FY 2025	
FY 2026	
FY 2027	
FY 2028	
FY 2029	
FY 2030	

Fiscal Year 2022 Adult Court Cases Filed by Category and County

	Protection Orders	Civil	Domestic Relations	Appellate Action	Administrative Appeals	Problem Solving Court	Felony 1	Other Criminal	Total Cases
Boone	11	10	10	-	-	-	-	7	38
Butler	10	20	25	1	1	7	5	59	128
Colfax	14	10	56	1	-	3	2	44	130
Hamilton	31	19	44	3	-	2	12	61	172
Merrick	25	19	35	-	1	3	3	61	147
Nance	11	5	20	-	-	-	3	17	56
Platte	144	54	163	1	2	-	8	103	475
Polk	17	12	17	1	-	-	-	6	53
Saunders	52	38	78	5	-	5	7	49	234
Seward	29	48	63	1	-	2	9	86	238
York	39	35	86	-	-	13	19	187	379
Total	383	270	597	13	4	35	68	680	2,050

Annual Fiscal Year Caseload Report

6th Judicial District – District Court Adult Cases Filed



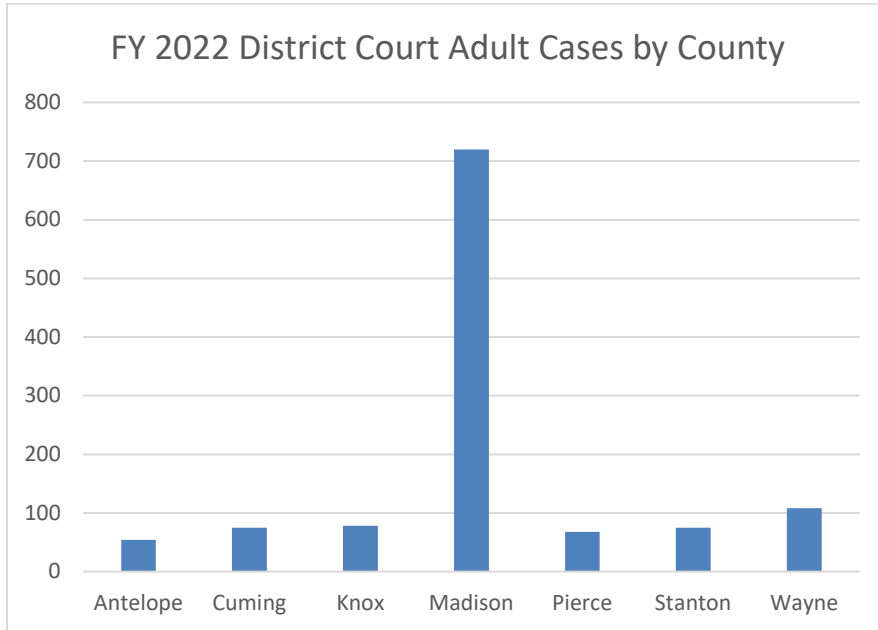
Historical Cases Filed	
Year	# Cases
FY 2021	1,543
FY 2022	1,582
FY 2023	
FY 2024	
FY 2025	
FY 2026	
FY 2027	
FY 2028	
FY 2029	
FY 2030	

Fiscal Year 2022 Adult Court Cases Filed by Category and County

	Protection Orders	Civil	Domestic Relations	Appellate Action	Administrative Appeals	Problem Solving Court	Felony 1	Other Criminal	Total Cases
Burt	30	26	28	1	-	-	1	13	99
Cedar	12	7	17	3	-	-	1	14	54
Dakota	34	42	135	2	-	-	5	158	376
Dixon	14	12	20	1	-	-	1	10	58
Dodge	74	73	292	2	-	18	16	173	648
Thurston	3	13	51		-	-	1	15	83
Washington	26	46	97	1	1	4	7	82	264
Total	193	219	640	10	1	22	32	465	1,582

Annual Fiscal Year Caseload Report

7th Judicial District – District Court Adult Cases Filed



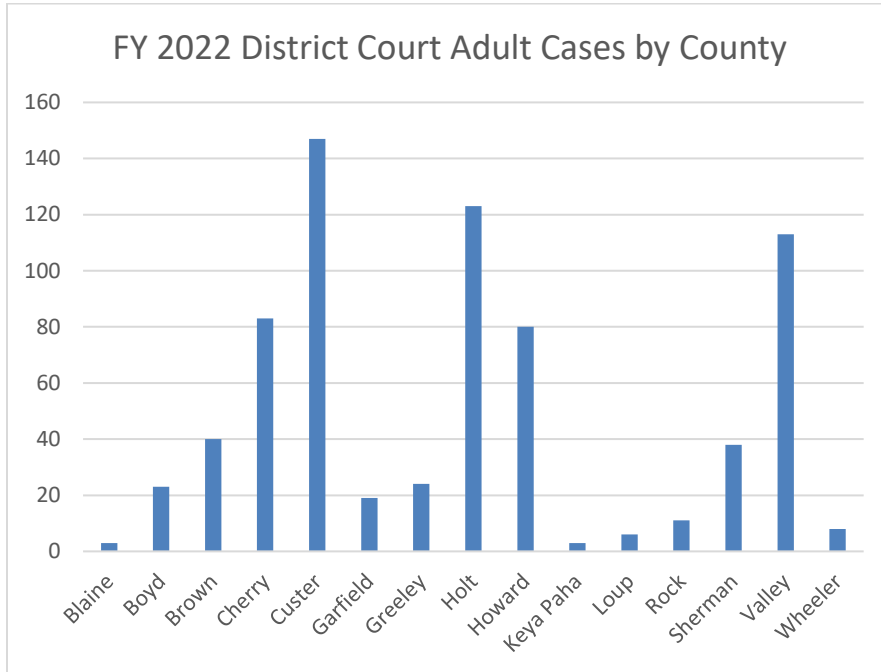
Historical Cases Filed	
Year	# Cases
FY 2021	1,169
FY 2022	1,178
FY 2023	
FY 2024	
FY 2025	
FY 2026	
FY 2027	
FY 2028	
FY 2029	
FY 2030	

Fiscal Year 2022 Adult Court Cases Filed by Category and County

	Protection Orders	Civil	Domestic Relations	Appellate Action	Administrative Appeals	Problem Solving Court	Felony 1	Other Criminal	Total Cases
Antelope	5	12	16	-	-	-	2	19	54
Cuming	6	12	30	1	-	1	-	25	75
Knox	14	27	27	-	-	2	2	6	78
Madison	116	82	195	2	2	25	12	286	720
Pierce	10	14	25	-	-	-	8	11	68
Stanton	13	12	22	-	-	-	3	25	75
Wayne	17	18	40	2	-	5	5	21	108
Total	181	177	355	5	2	33	32	393	1,178

Annual Fiscal Year Caseload Report

8th Judicial District – District Court Adult Cases Filed



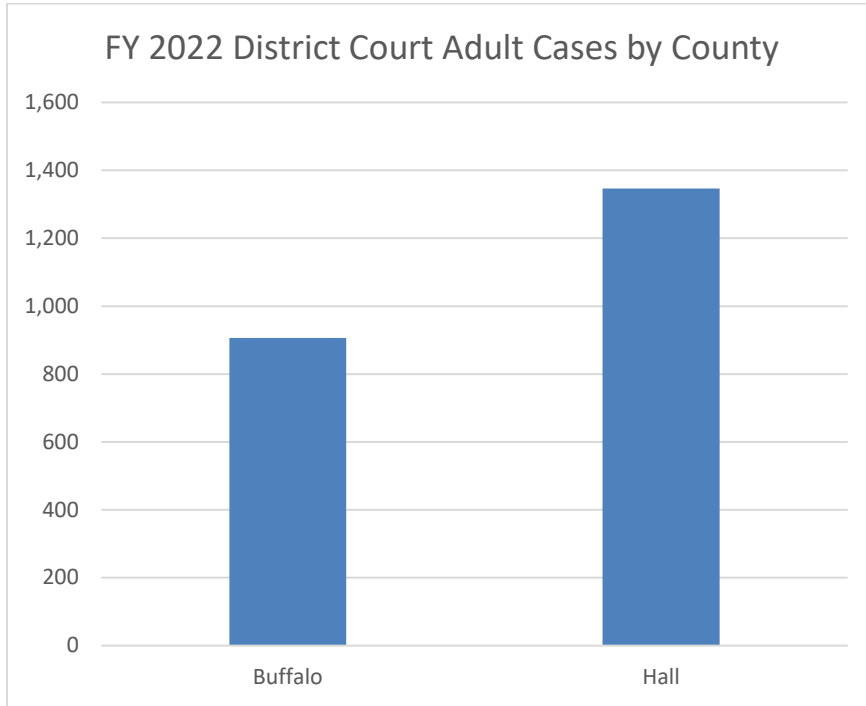
Year	# Cases
FY 2021	683
FY 2022	713
FY 2023	
FY 2024	
FY 2025	
FY 2026	
FY 2027	
FY 2028	
FY 2029	
FY 2030	

Fiscal Year 2022 Adult Court Cases Filed by Category and County

	Protection Orders	Civil	Domestic Relations	Appellate Action	Administrative Appeals	Problem Solving Court	Felony 1	Other Criminal	Total Cases
Blaine	-	1	2	-	-	-	-	-	3
Boyd	5	4	8	-	-	-	-	6	23
Brown	3	8	13	-	-	-	2	14	40
Cherry	8	11	26	-	-	-	5	33	83
Custer	19	27	69	1	-	-	2	26	144
Garfield	6	4	7	-	-	-	-	2	19
Greeley	5	2	5	-	-	-	1	11	24
Holt	26	32	33	1	-	4	3	24	123
Howard	32	9	31	-	-	-	1	7	80
Keya Paha	1	1		-	-	-	-	1	3
Loup	-	3	3	-	-	-	-	-	6
Rock	5	4	2	-	-	-	-	-	11
Sherman	9	10	8	-	-	-	2	5	34
Valley	11	16	29	-	-	1	2	53	112
Wheeler	2	1	2	-	-	-	1	2	8
Total	132	133	238	2	0	5	19	184	713

Annual Fiscal Year Caseload Report

9th Judicial District – District Court Adult Cases Filed



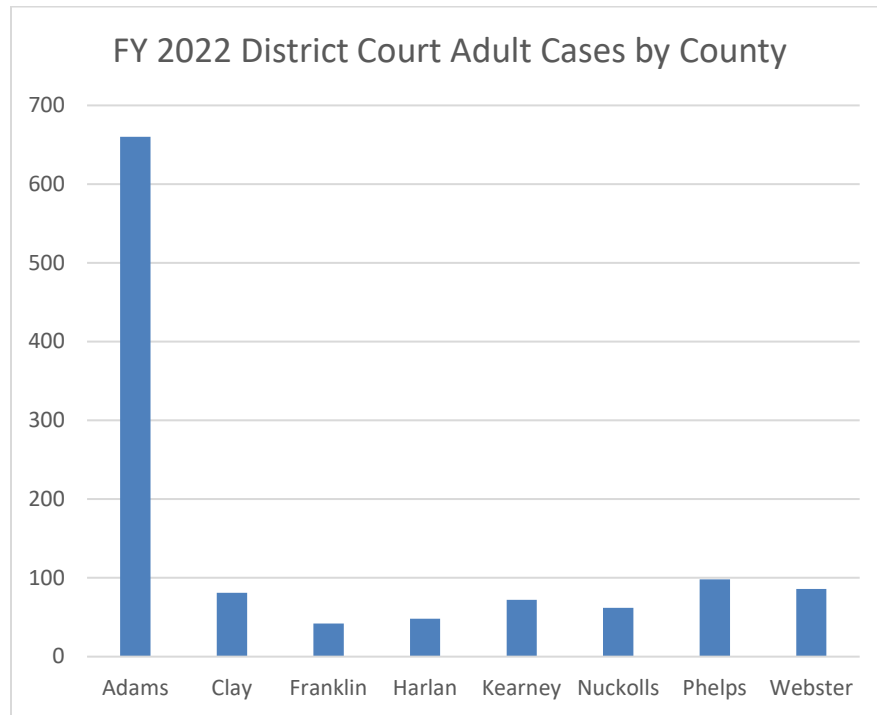
Historical Cases Filed	
Year	# Cases
FY 2021	2,540
FY 2022	2,252
FY 2023	
FY 2024	
FY 2025	
FY 2026	
FY 2027	
FY 2028	
FY 2029	
FY 2030	

Fiscal Year 2022 Adult Court Cases Filed by Category and County

	Protection Orders	Civil	Domestic Relations	Appellate Action	Administrative Appeals	Problem Solving Court	Felony 1	Other Criminal	Total Cases
Buffalo	127	94	291	10	-	13	36	335	906
Hall	175	128	462	11	4	17	48	501	1,346
Total	302	222	753	21	4	30	84	836	2,252

Annual Fiscal Year Caseload Report

10th Judicial District – District Court Adult Cases Filed



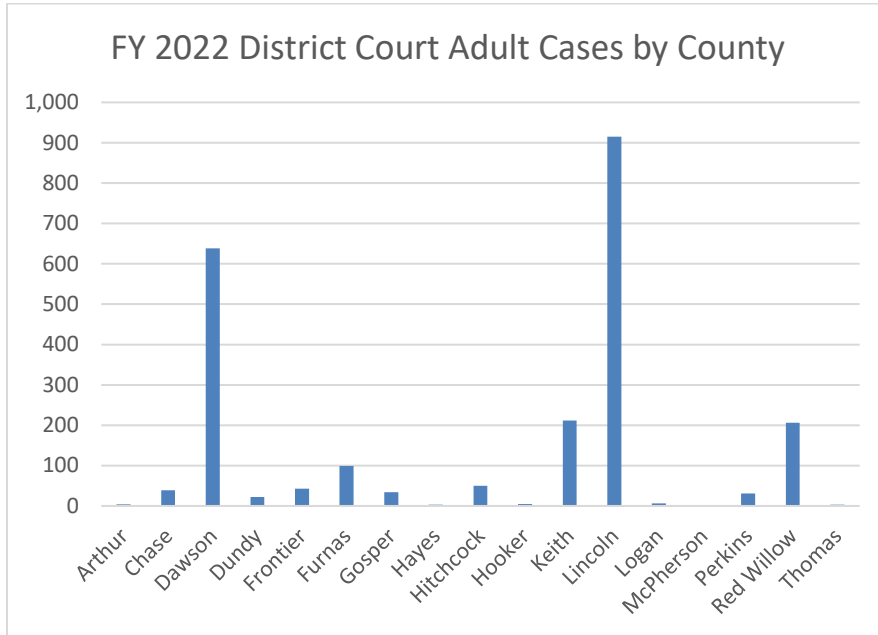
Year	# Cases
FY 2021	1,170
FY 2022	1,149
FY 2023	
FY 2024	
FY 2025	
FY 2026	
FY 2027	
FY 2028	
FY 2029	
FY 2030	

Fiscal Year 2022 Adult Court Cases Filed by Category and County

	Protection Orders	Civil	Domestic Relations	Appellate Action	Administrative Appeals	Problem Solving Court	Felony 1	Other Criminal	Total Cases
Adams	125	71	185	3	1	19	15	241	660
Clay	18	21	28	1	1	-	3	9	81
Franklin	11	12	14	-	-	-	3	2	42
Harlan	8	18	12	-	-	-	3	7	48
Kearney	15	12	29	-	-	-	-	16	72
Nuckolls	18	20	15	1	-	-	2	6	62
Phelps	24	6	48	-	-	-	4	16	98
Webster	44	7	30	-	-	-	1	4	86
Total	263	167	361	5	2	19	31	301	1,149

Annual Fiscal Year Caseload Report

11th Judicial District – District Court Adult Cases Filed



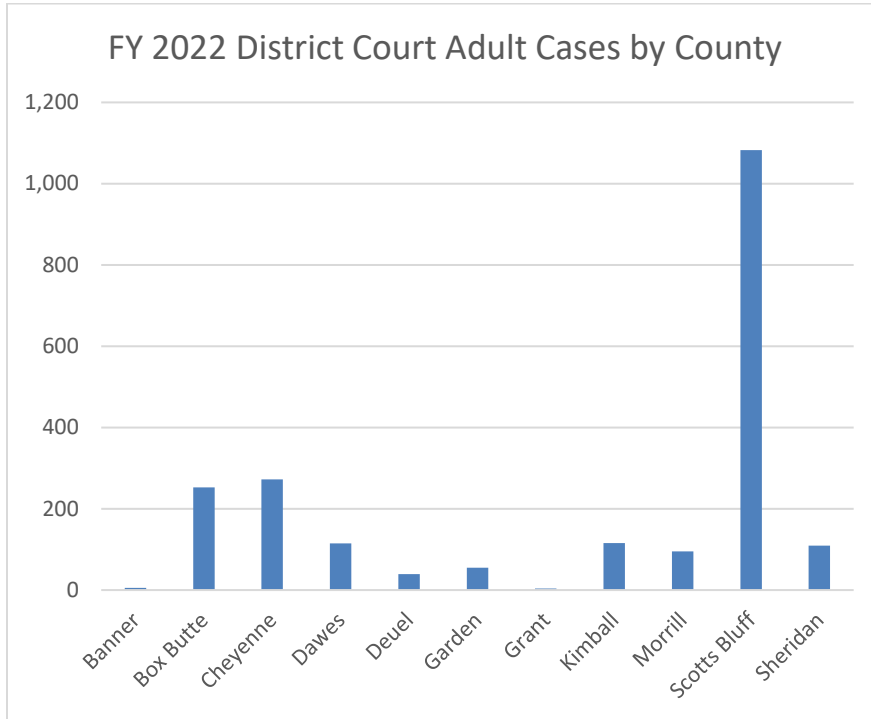
Year	# Cases
FY 2021	2,508
FY 2022	2,312
FY 2023	
FY 2024	
FY 2025	
FY 2026	
FY 2027	
FY 2028	
FY 2029	
FY 2030	

Fiscal Year 2022 Adult Court Cases Filed by Category and County

	Protection Orders	Civil	Domestic Relations	Appellate Action	Administrative Appeals	Problem Solving Court	Felony 1	Other Criminal	Total Cases
Arthur	1	1	2	-	-	-	-	-	4
Chase	4	16	13	-	-	-	1	5	39
Dawson	162	56	178	1	-	16	20	205	638
Dundy	7	6	6	-	-	-	1	2	22
Frontier	4	10	21	-	2	-	2	4	43
Furnas	21	18	26	-	1	-	9	24	99
Gosper	5	10	10	-	-	2	1	6	34
Hayes	-	2	1	-	-	-	-	-	3
Hitchcock	12	16	18	-	1	-	-	3	50
Hooker	-	3	1	-	-	-	-	1	5
Keith	48	25	37	1	-	-	8	93	212
Lincoln	194	92	250	8	1	23	43	304	915
Logan	-	1		-	-	-	1	4	6
McPherson	-	1	1	-	-	-	-	-	2
Perkins	8	6	9	-	-	-	2	6	31
Red Willow	42	37	66	-	1	-	9	51	206
Thomas	1	1		-	-	-	-	1	3
Total	509	301	639	10	6	41	97	709	2,312

Annual Fiscal Year Caseload Report

12th Judicial District – District Court Adult Cases Filed



Year	# Cases
FY 2021	2,056
FY 2022	2,146
FY 2023	
FY 2024	
FY 2025	
FY 2026	
FY 2027	
FY 2028	
FY 2029	
FY 2030	

Fiscal Year 2022 Adult Court Cases Filed by Category and County

	Protection Orders	Civil	Domestic Relations	Appellate Action	Administrative Appeals	Problem Solving Court	Felony 1	Other Criminal	Total Cases
Banner	1	1	1	-	-	-	-	2	5
Box Butte	49	31	87	1	3	-	10	72	253
Cheyenne	65	31	70	1	-	-	5	100	272
Dawes	11	14	45	-	-	-	8	37	115
Deuel	1	15	12	1	-	-	2	8	39
Garden	12	5	10	-	-	-	1	27	55
Grant	-	1	2	-	-	-	-	1	4
Kimball	39	24	19	-	-	-	2	32	116
Morrill	24	17	31	-	-	-	1	22	95
Scotts Bluff	201	93	242	5	1	-	43	498	1,083
Sheridan	5	31	26	3	2	-	4	38	109
Total	408	263	545	11	6	0	76	837	2,146



Research and Data

**Operations Division
Administrative Office of the Courts & Probation
Chief Standing Bear Justice Administration Building
521 S. 14th Street Suite 300 | Lincoln, NE 68508
T 531.739.8100 | F 402.471.2197**