



Nebraska Judicial Branch
Annual Caseload Report

District Courts

Fiscal Year 2019
July 1, 2018 to
June 30, 2019



Nebraska District Courts Annual Caseload Report

Fiscal Year 2019 — July 1, 2018 to June 30, 2019

This Annual District Court Caseload Report contains caseload statistics for Nebraska's 93 District Courts, grouped into twelve Judicial Districts. Statistics are compiled through extracts from the JUSTICE automated trial court case management system. Providing court statistics ensures transparency to the public and assists administration in ensuring efficient court practices.

Caseload statistics demonstrate the volume of cases in each jurisdiction and the changes that occur over time. Data are useful in determining staffing levels and for predicting the effect on caseloads due to changes in the law.

Caseload data is now produced with a new, more reliable reporting software tool. Prior to FY 2016, caseload data was extracted and aggregated monthly through a programmed process. The 10 year history section of this Caseload Report should not be compared to reports prior to FY 2016.

Reports are available for all levels of state appellate and trial courts at www.supremecourt.ne.gov > Administration > Publications and Reports.

Mission of the Nebraska Administrative Office of the Courts:

Under the direction of the Nebraska Supreme Court, the Administrative Office of the Courts' mission is to ensure the public has equal access to justice, using leadership, education, technology, and administrative services to implement consistent, efficient, and effective court practices.

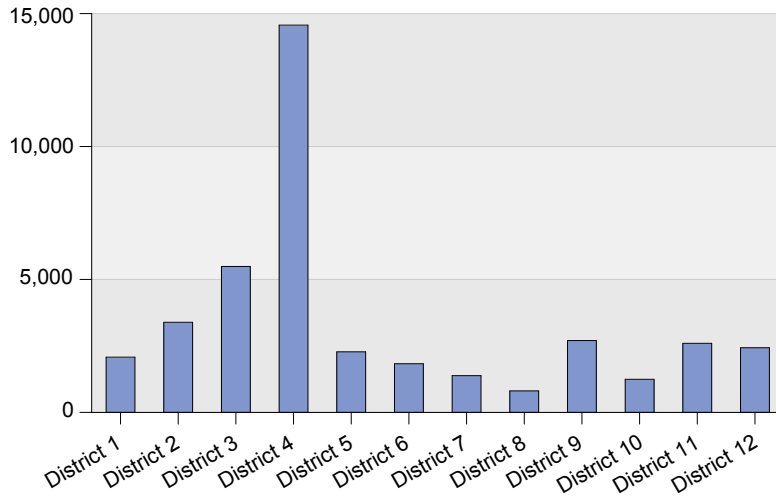


Corey R. Steel | Nebraska State Court Administrator
Nebraska Supreme Court

Rm. 1213 State Capitol | P.O. Box 98910 | Lincoln, NE 68509
T 402.471.3730 | F 402.471.2197
www.supremecourt.ne.gov

Fiscal Year 2019 Nebraska District Court Adult Annual Cases Opened

Fiscal Year 2019 District Court Adult Cases Opened by District



Year	Adult Court
FY 2010	43,058
FY 2011	42,428
FY 2012	41,404
FY 2013	39,746
FY 2014	39,626
FY 2015	39,847
FY 2016	41,067
FY 2017	42,244
FY 2018	42,348
FY 2019	40,806

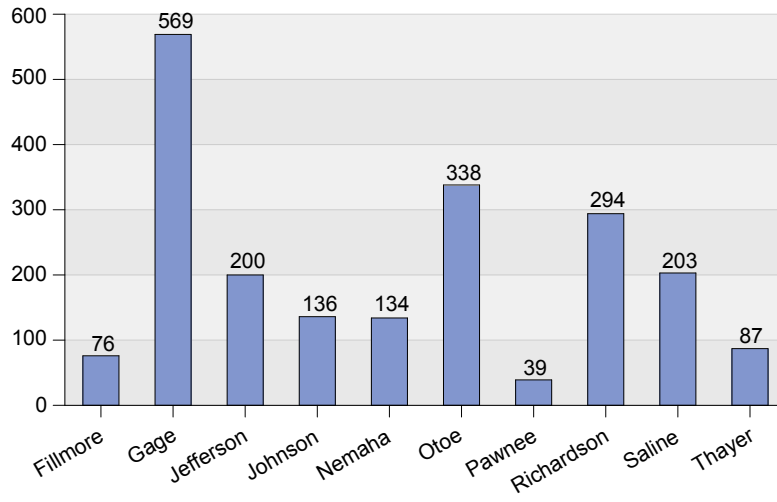
Fiscal Year 2019 Adult Court Cases Opened by Category and District

	Criminal	Regular Civil	Domestic Relations	Appellate Action	Summary
District 1	549	303	1,207	17	2,076
District 2	917	462	1,985	24	3,388
District 3	1,521	891	2,945	132	5,489
District 4	4,705	2,137	7,646	78	14,566
District 5	705	287	1,271	15	2,278
District 6	583	226	991	30	1,830
District 7	501	157	699	24	1,381
District 8	205	195	401	7	808
District 9	1,094	221	1,375	11	2,701
District 10	381	164	684	15	1,244
District 11	969	289	1,335	4	2,597
District 12	888	361	1,138	44	2,431
Summary	13,018	5,693	21,677	401	40,789

3,160 domestic relations cases were referred to county judges.

1st Judicial District - District Court Adult Cases Opened

Fiscal Year 2019 District Court Adult Cases Opened by District



Historical Cases Opened	
Year	Adult Court
FY 2010	2,275
FY 2011	2,232
FY 2012	2,286
FY 2013	1,964
FY 2014	2,122
FY 2015	2,068
FY 2016	2,181
FY 2017	2,052
FY 2018	2,034
FY 2019	2,078

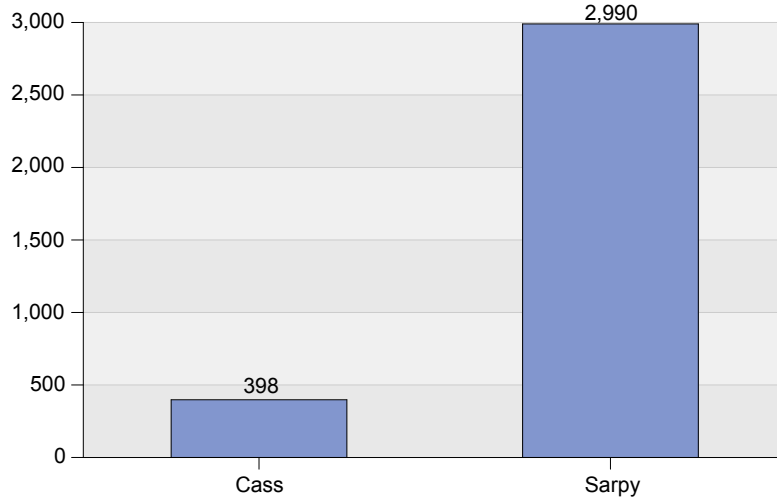
Fiscal Year 2019 Adult Court Cases Opened By County By Category

	Criminal	Regular Civil	Domestic Relations	Appellate Action	Summary
Fillmore	20	11	44	1	76
Gage	206	45	317	1	569
Jefferson	54	37	108	1	200
Johnson	20	62	44	10	136
Nemaha	36	16	82	0	134
Otoe	71	33	233	1	338
Pawnee	8	5	26	0	39
Richardson	69	42	180	3	294
Saline	53	32	118	0	203
Thayer	12	20	55	0	87
Summary	549	303	1,207	17	2,076

205 domestic relations cases were referred to county judges.

2nd Judicial District - District Court Adult Cases Opened

Fiscal Year 2019 District Court Adult Cases Opened by District



Historical Cases Opened	
Year	Adult Court
FY 2010	3,189
FY 2011	3,066
FY 2012	2,959
FY 2013	2,782
FY 2014	2,797
FY 2015	2,850
FY 2016	3,144
FY 2017	3,405
FY 2018	3,550
FY 2019	3,391

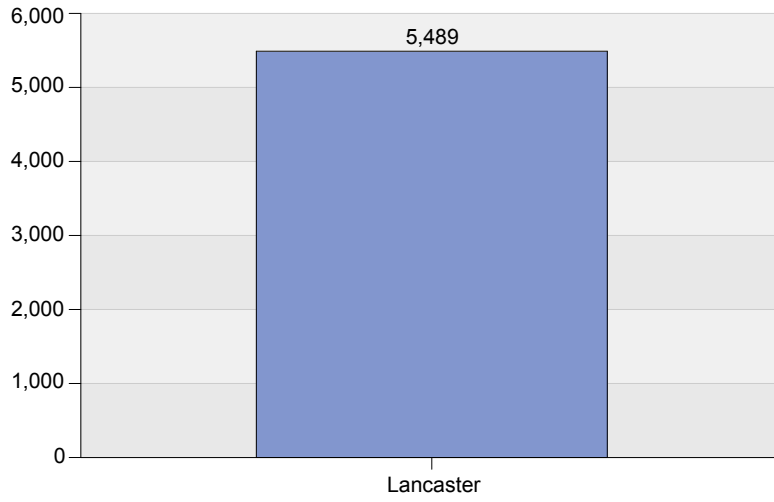
Fiscal Year 2019 Adult Court Cases Opened By County By Category

	Criminal	Regular Civil	Domestic Relations	Appellate Action	Summary
Cass	105	76	215	2	398
Sarpy	812	386	1,770	22	2,990
Summary	917	462	1,985	24	3,388

242 domestic relations cases were referred to county judges.

3rd Judicial District - District Court Adult Cases Opened

Fiscal Year 2019 District Court Adult Cases Opened by District



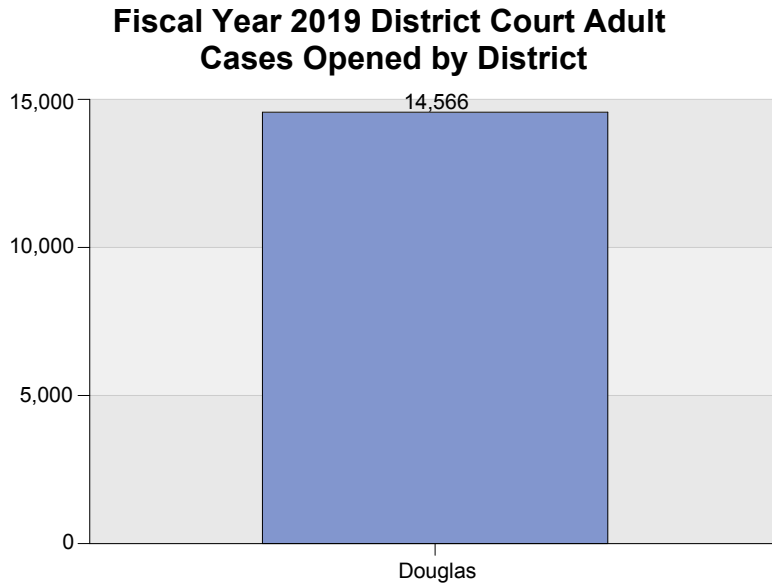
Historical Cases Opened	
Year	Adult Court
FY 2010	5,766
FY 2011	5,955
FY 2012	5,888
FY 2013	5,856
FY 2014	6,056
FY 2015	5,789
FY 2016	5,998
FY 2017	6,388
FY 2018	5,568
FY 2019	5,489

Fiscal Year 2019 Adult Court Cases Opened By County By Category

	Criminal	Regular Civil	Domestic Relations	Appellate Action	Summary
Lancaster	1,521	891	2,945	132	5,489
Summary	1,521	891	2,945	132	5,489

321 domestic relations cases were referred to county judges.

4th Judicial District - District Court Adult Cases Opened



Historical Cases Opened	
Year	Adult Court
FY 2010	15,269
FY 2011	14,835
FY 2012	14,219
FY 2013	13,787
FY 2014	13,532
FY 2015	13,943
FY 2016	14,142
FY 2017	14,885
FY 2018	15,454
FY 2019	14,566

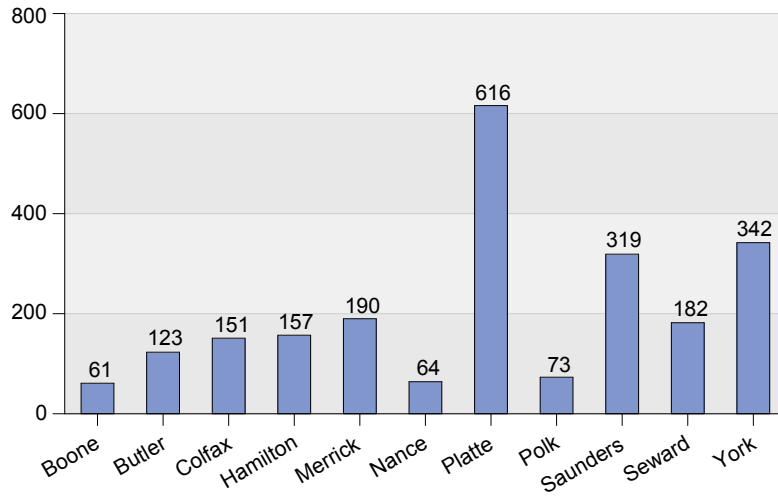
Fiscal Year 2019 Adult Court Cases Opened By County By Category

	Criminal	Regular Civil	Domestic Relations	Appellate Action	Summary
Douglas	4,705	2,137	7,646	78	14,566
Summary	4,705	2,137	7,646	78	14,566

1,603 domestic relations cases were referred to county judges.

5th Judicial District - District Court Adult Cases Opened

Fiscal Year 2019 District Court Adult Cases Opened by District



Historical Cases Opened	
Year	Adult Court
FY 2010	2,697
FY 2011	2,583
FY 2012	2,574
FY 2013	2,533
FY 2014	2,474
FY 2015	2,325
FY 2016	2,455
FY 2017	2,355
FY 2018	2,253
FY 2019	2,280

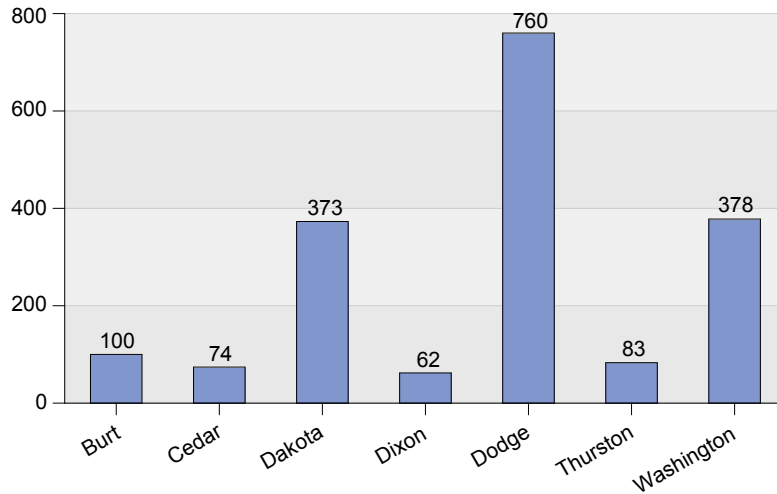
Fiscal Year 2019 Adult Court Cases Opened By County By Category

	Criminal	Regular Civil	Domestic Relations	Appellate Action	Summary
Boone	11	7	43	0	61
Butler	35	37	51	0	123
Colfax	42	14	95	0	151
Hamilton	73	17	66	1	157
Merrick	78	29	83	0	190
Nance	25	6	32	1	64
Platte	143	49	417	7	616
Polk	16	15	41	1	73
Saunders	87	47	180	5	319
Seward	56	26	100	0	182
York	139	40	163	0	342
Summary	705	287	1,271	15	2,278

139 domestic relations cases were referred to county judges.

6th Judicial District - District Court Adult Cases Opened

Fiscal Year 2019 District Court Adult Cases Opened by District



Historical Cases Opened	
Year	Adult Court
FY 2010	2,067
FY 2011	1,887
FY 2012	1,884
FY 2013	1,856
FY 2014	1,842
FY 2015	1,872
FY 2016	2,063
FY 2017	1,940
FY 2018	1,949
FY 2019	1,830

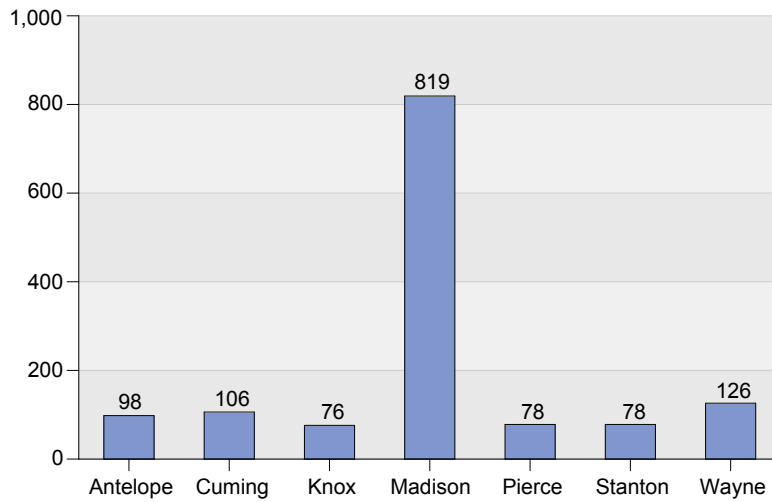
Fiscal Year 2019 Adult Court Cases Opened By County By Category

	Criminal	Regular Civil	Domestic Relations	Appellate Action	Summary
Burt	13	20	65	2	100
Cedar	19	19	33	3	74
Dakota	149	38	186	0	373
Dixon	17	10	35	0	62
Dodge	230	82	445	3	760
Thurston	14	6	62	1	83
Washington	141	51	165	21	378
Summary	583	226	991	30	1,830

141 domestic relations cases were referred to county judges.

7th Judicial District - District Court Adult Cases Opened

Fiscal Year 2019 District Court Adult Cases Opened by District



Historical Cases Opened	
Year	Adult Court
FY 2010	1,548
FY 2011	1,553
FY 2012	1,494
FY 2013	1,367
FY 2014	1,231
FY 2015	1,223
FY 2016	1,305
FY 2017	1,362
FY 2018	1,406
FY 2019	1,381

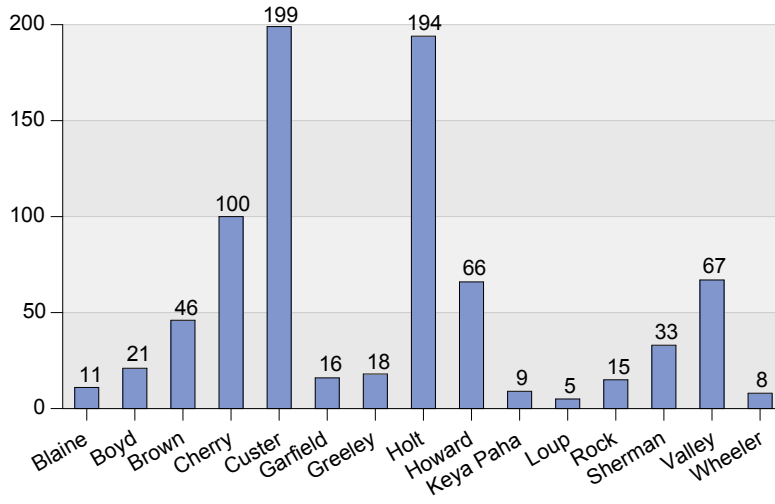
Fiscal Year 2019 Adult Court Cases Opened By County By Category

	Criminal	Regular Civil	Domestic Relations	Appellate Action	Summary
Antelope	28	19	35	16	98
Cuming	22	13	71	0	106
Knox	11	24	41	0	76
Madison	347	63	405	4	819
Pierce	22	8	46	2	78
Stanton	37	8	32	1	78
Wayne	34	22	69	1	126
Summary	501	157	699	24	1,381

60 domestic relations cases were referred to county judges.

8th Judicial District - District Court Adult Cases Opened

Fiscal Year 2019 District Court Adult Cases Opened by District



Historical Cases Opened	
Year	Adult Court
FY 2010	881
FY 2011	885
FY 2012	885
FY 2013	869
FY 2014	797
FY 2015	804
FY 2016	874
FY 2017	902
FY 2018	849
FY 2019	808

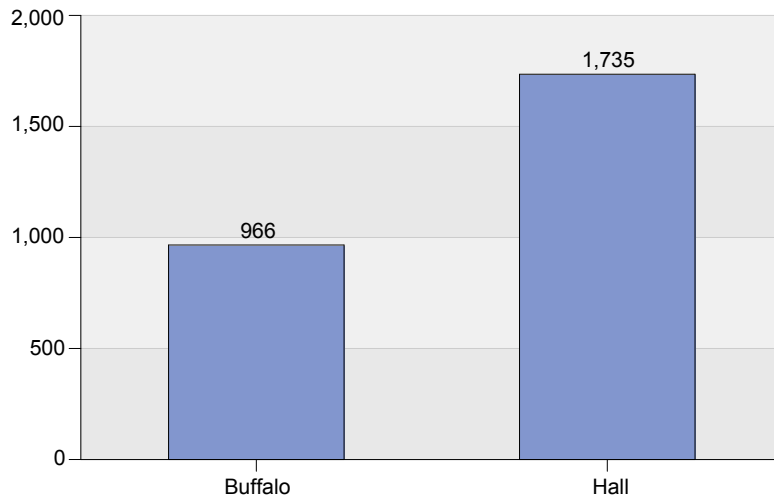
Fiscal Year 2019 Adult Court Cases Opened By County By Category

	Criminal	Regular Civil	Domestic Relations	Appellate Action	Summary
Blaine	1	1	9	0	11
Boyd	4	6	11	0	21
Brown	9	9	27	1	46
Cherry	31	32	37	0	100
Custer	50	41	106	2	199
Garfield	3	4	9	0	16
Greeley	1	5	12	0	18
Holt	65	34	94	1	194
Howard	22	7	36	1	66
Keya Paha	1	3	5	0	9
Loup	0	2	3	0	5
Rock	0	10	5	0	15
Sherman	4	10	19	0	33
Valley	13	26	26	2	67
Wheeler	1	5	2	0	8
Summary	205	195	401	7	808

40 domestic relations cases were referred to county judges.

9th Judicial District - District Court Adult Cases Opened

Fiscal Year 2019 District Court Adult Cases Opened by District



Historical Cases Opened	
Year	Adult Court
FY 2010	2,627
FY 2011	2,874
FY 2012	2,707
FY 2013	2,605
FY 2014	2,575
FY 2015	2,763
FY 2016	2,652
FY 2017	2,733
FY 2018	2,762
FY 2019	2,701

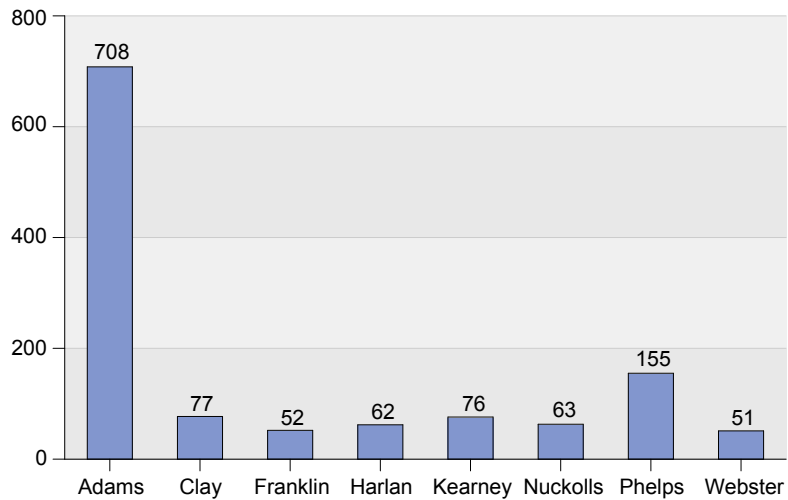
Fiscal Year 2019 Adult Court Cases Opened By County By Category

	Criminal	Regular Civil	Domestic Relations	Appellate Action	Summary
Buffalo	360	105	493	8	966
Hall	734	116	882	3	1,735
Summary	1,094	221	1,375	11	2,701

268 domestic relations cases were referred to county judges.

10th Judicial District - District Court Adult Cases Opened

Fiscal Year 2019 District Court Adult Cases Opened by District



Historical Cases Opened	
Year	Adult Court
FY 2010	1,940
FY 2011	1,785
FY 2012	1,643
FY 2013	1,356
FY 2014	1,380
FY 2015	1,370
FY 2016	1,326
FY 2017	1,295
FY 2018	1,262
FY 2019	1,244

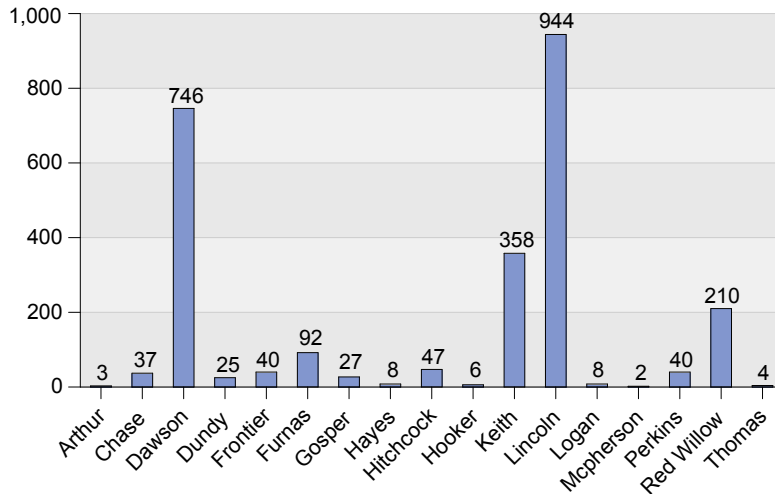
Fiscal Year 2019 Adult Court Cases Opened By County By Category

	Criminal	Regular Civil	Domestic Relations	Appellate Action	Summary
Adams	280	75	345	8	708
Clay	13	15	49	0	77
Franklin	3	16	32	1	52
Harlan	20	11	30	1	62
Kearney	16	13	43	4	76
Nuckolls	10	9	44	0	63
Phelps	37	15	102	1	155
Webster	2	10	39	0	51
Summary	381	164	684	15	1,244

46 domestic relations cases were referred to county judges.

11th Judicial District - District Court Adult Cases Opened

Fiscal Year 2019 District Court Adult Cases Opened by District



Historical Cases Opened	
Year	Adult Court
FY 2010	2,502
FY 2011	2,399
FY 2012	2,592
FY 2013	2,562
FY 2014	2,670
FY 2015	2,700
FY 2016	2,710
FY 2017	2,671
FY 2018	2,820
FY 2019	2,602

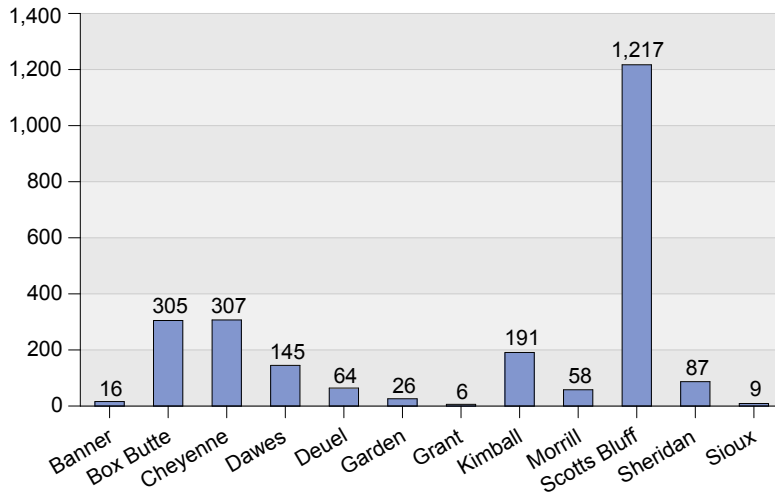
Fiscal Year 2019 Adult Court Cases Opened By County By Category

	Criminal	Regular Civil	Domestic Relations	Appellate Action	Summary
Arthur	0	0	3	0	3
Chase	6	16	15	0	37
Dawson	301	46	399	0	746
Dundy	5	10	10	0	25
Frontier	11	7	22	0	40
Furnas	23	17	51	1	92
Gosper	8	1	18	0	27
Hayes	1	6	1	0	8
Hitchcock	18	13	16	0	47
Hooker	1	3	2	0	6
Keith	191	34	133	0	358
Lincoln	331	89	521	3	944
Logan	0	4	4	0	8
Mcperson	0	2	0	0	2
Perkins	6	7	27	0	40
Red Willow	67	33	110	0	210
Thomas	0	1	3	0	4
Summary	969	289	1,335	4	2,597

0 domestic relations cases were referred to county judges.

12th Judicial District - District Court Adult Cases Opened

Fiscal Year 2019 District Court Adult Cases Opened by District



Historical Cases Opened	
Year	Adult Court
FY 2010	2,297
FY 2011	2,374
FY 2012	2,273
FY 2013	2,209
FY 2014	2,150
FY 2015	2,140
FY 2016	2,217
FY 2017	2,256
FY 2018	2,441
FY 2019	2,436

Fiscal Year 2019 Adult Court Cases Opened By County By Category

	Criminal	Regular Civil	Domestic Relations	Appellate Action	Summary
Banner	7	4	5	0	16
Box Butte	67	63	163	12	305
Cheyenne	146	37	121	3	307
Dawes	39	23	83	0	145
Deuel	42	11	11	0	64
Garden	6	9	10	1	26
Grant	2	1	3	0	6
Kimball	56	59	75	1	191
Morrill	6	13	38	1	58
Scotts Bluff	486	120	592	19	1,217
Sheridan	29	17	34	7	87
Sioux	2	4	3	0	9
Summary	888	361	1,138	44	2,431

95 domestic relations cases were referred to county judges.