




Juvenile Justice Reform Initiative: Quarterly Outcome Report

Date Range: January 1 - March 31, 2020

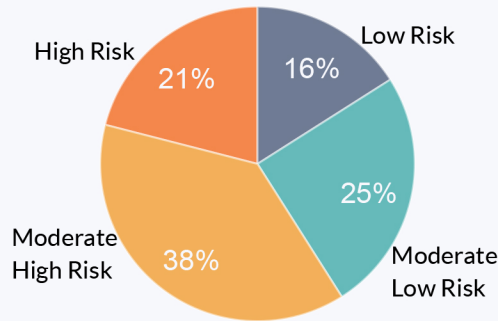
(unless noted)

Current Population (March 31, 2020)



Male: 1,625
Delinquent: 1,431
Status: 194
Female: 702
Delinquent: 554
Status: 148

2,327 Current Population (March 31, 2020)



Average Supervision Cost (FY19)

\$24.43 / day

1 Maintain detention for only those youth who pose a significant risk to the community or risk to flee the jurisdiction of the court.

Detention Screenings Conducted

61% of youth, who were detained, met the criteria on the detention screening instrument.



395

53% of youth screened were released home or to an alternative.

2 A higher percentage of youth will be involved in pro-social activities including school and employment.

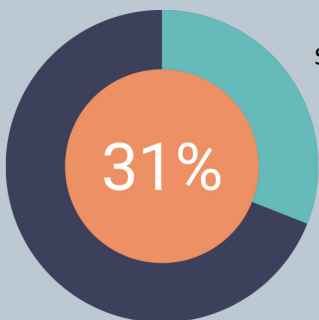


63%

of youth that were discharged in the last 3 months reduced their risk in the education and employment domain. The discharged youth were initially placed on probation with a high YLS/CMI score for education and employment and have reduced their risk related to those key areas by the end of the probation term.

3 An increase in status youth who are diverted from the juvenile justice system or who receive a decreased term of probation supervision.

Status youth spend 31% less time on probation than delinquent youth.



13.23

Months Delinquent



9.11

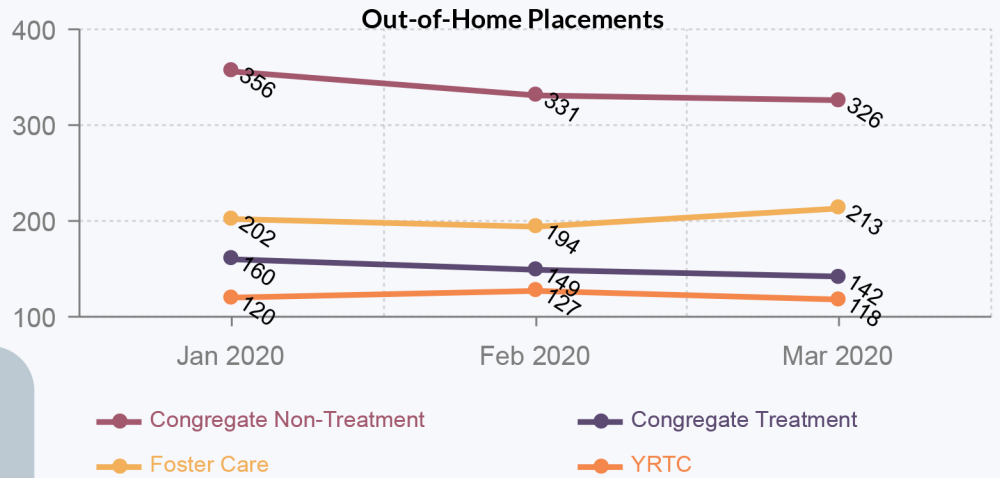
Months Status

4 Increase use of community-based services while reducing use of out-of-home placements.



72%

of youth are supervised while at home. The remaining 28% are supervised in out-of-home placements, on March 31, 2020.



In the last 3 months

- 541 youth have accessed funds for **Community-Based Treatment** services.
- 1,217 youth have accessed funds for **Community-Based Non-Treatment** services.

5 Youth involved in the juvenile justice system will receive targeted supervision and services that reduce post-program recidivism.

Investigations Ordered



666

Drug Tests Collected



1,667

35%

of all youth released from Probation saw a **decrease** in their overall risk score.

(January 1 - March 30, 2020)

71%

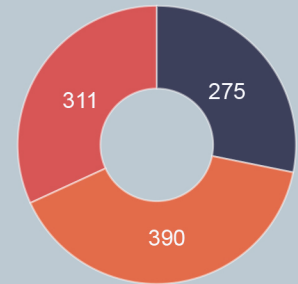
of youth were **successfully** released from Probation

(January 1 - March 31, 2020)

1,940

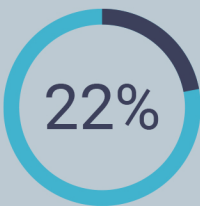
GRADUATED RESPONSE INCENTIVES

Graduated Response Sanctions



- Minor 28.2%
- Intermediate 40.0%
- Serious 31.9%

Statewide Recidivism Rate



of youth that were successfully discharged from Probation, were found responsible for a subsequent qualifying adjudication within one year of their release. This current recidivism rate is reported as of March 31, 2020.

Recidivism by Risk Level

As predicted by the validated risk assessment tool, Youth Level of Risk/Case Management Inventory (YLS/CMI), the total population of low risk youth who discharged successfully in calendar year 2018 recidivated at a lower rate than the total population of moderate or high risk youth.

