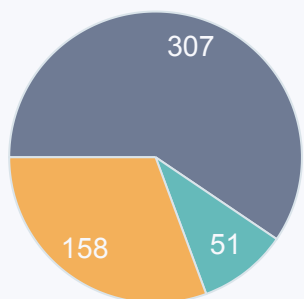




3 Types of SSAS Clients

59% - Felony Drug
10% DUI - Third
31% - General Felony



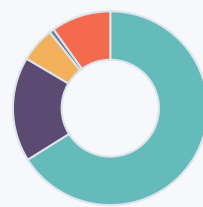
516 Current Population

(March 29, 2022)

SSAS is a specialized supervision program that works with high risk substance use clients. This intensive case management approach, addresses individual client needs as it relates to their high risk behaviors and substance use issues. The supervision process includes: drug testing, programs and services, immediate sanctions, and incentives that are all utilized to assist clients in changing their behavior and moving on to recovery.

In order to maintain consistency, the SSAS population is now queried on classification to match population totals across all info-graphics and reports.

Ethnicity	# of Probationers
Hispanic Origin	71
Not of Hispanic Origin	445
Total	516



- White 66%
- Black 17%
- American Indian or Alaskan Native 6%
- Asian or Pacific Islander 1%
- Other 10%

6,575

Drug Tests Collected



15,904

of Reporting Center Visits for All Probationers

Average LS/CMI Score by Type of SSAS Client

DUI-3rd+

24.7

(N=51)

General Felony

27.9

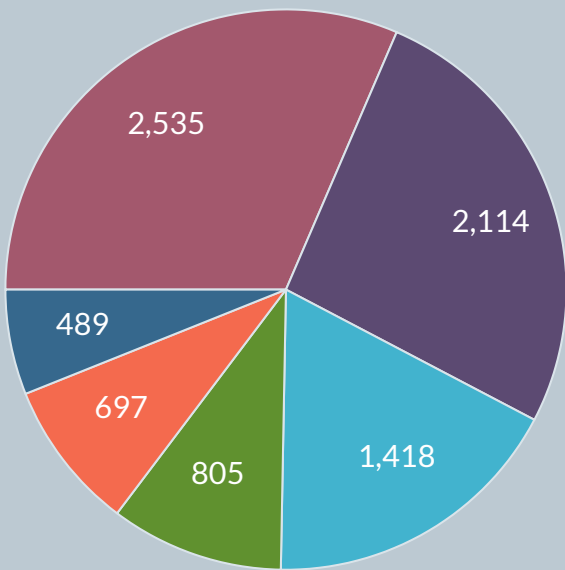
(N=158)

Felony Drug

26.7

(N=307)

Top Administrative Sanctions



- Failure to report for alcohol/drug testing 31%
- Positive Drug Test 26%
- Drug Use Admission 18%
- Positive Alcohol Test 10%
- Alcohol Use 9%
- Failure to Attend Training 6%

Administrative Sanctions

292 Sanctions Applied
Average of 1.6 sanctions per adult

8%

of custodial sanctions (N = 74) had a court hearing between January - March 2022.

Due to the large number of actions that would prompt a administrative sanction, only a portion of those that are the most used are displayed here.

Access to Behavioral/Mental Health Services (Q1 2022)

Evaluations:

28 individuals accessed financial assistance service dollars using 29 vouchers.

Total voucher amount: **\$7,572.00**



Treatment:

46 individuals accessed financial assistance service dollars using 64 vouchers.

Total voucher amount: **\$97,877.00**

87%

of Motions to Revoke filed were due to New Law Violations



the remaining 13% were due to Technical Violations

87%

of SSAS probation cases are **Not Revoked**

Completed: 71%
Unsatisfactory: 12%
Revoked: 13%
Other: 4%

Completed includes completion of probation and early release. Other includes death, district override, problem-solving court.

Revocations

6 cases revoked to County Jail

1 cases revoked to Dept. of Corrections

0 cases revoked to Other (fines, jurisdiction terminated, etc.)

Initial Risk score on 1st LS/CMI and **decrease** in the average LS/CMI score between a person's first and last assessment.

20+

-15.20%

25+

-16.67%

30+

-19.93%