



Date	# of Probationers
6/30/2023	14,011
12/31/2023	13,972
4/01/2024	13,832

Source: Administrative Dashboard 4/01/2024

Adult Probation Population Trends, and Risk Assessments completed during the quarter

Assessment Tool	High/Very High Risk	Moderate to Low Risk
LS/CMI	59%	41%
NAPS	27%	73%

Adult Probation refers to individuals sentenced to a term of traditional probation including individuals sentenced to post-release supervision (PRS) Any data that excludes PRS will be noted as such

Average Supervision Cost (FY23)

CBR \$3.81 / day
CBI \$5.33 / day
AI \$14.90 / day

Alternatives to incarceration (AI) population includes PRS, Reframe, SSAS and TIP classifications.

Ethnicity	% of Probationers
Hispanic Origin	20%
Not of Hispanic Origin	80%

Race	% of Probationers
American Indian or Alaska Native	554 (4%)
Asian Or Pacific Islander	157 (1%)
Black	1865 (14%)
Other	2169 (16%)
White	8423 (64%)



2,919

Investigations Ordered

January - March 2024

Drug Tests	Individuals Tested
81,584	8,727

19,997

of Reporting Center Visits for All Probationers

4,397

of Individuals Served

Average LS/CMI Score by Classification Group

CBR

12.9

(N=3,931)

CBI

20.8

(N=3,985)

Reframe

26.5

(N=209)

SSAS

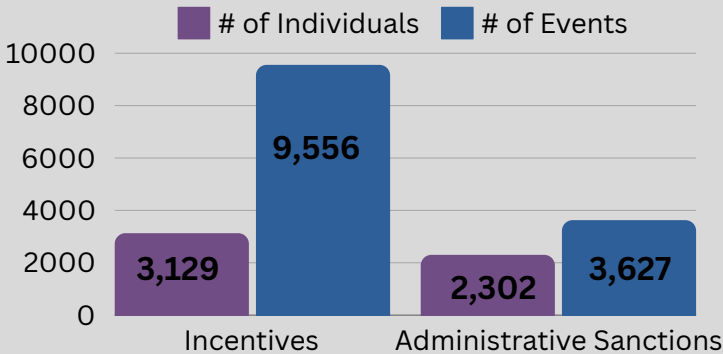
27.8

(N=531)

CBR Community-based Resources; CBI - Community-based Intervention, SSAS - Specialized Substance Abuse Supervision
Only current, active adults with a LS/CMI assessment are included by classification. Not all adults are required to have an LS/CMI assessment.

Incentives and Sanctions

Custodial Sanctions



# of Sanctions	# of Individuals	Average Custody Duration	Total Days Served
306	219	11	3,436

64%

January - March 2024

of Motions to Revoke filed were due to New Law Violations



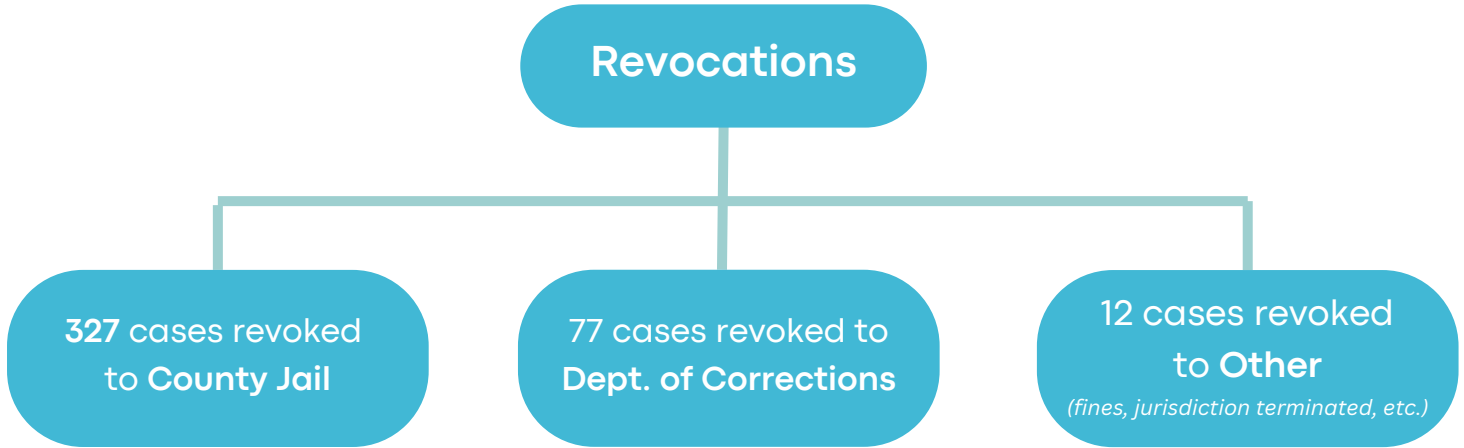
82%

of probation cases are **Not Revoked**

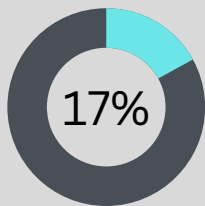
Completed: 70%
 Unsatisfactory: 10%
 Revoked: 18%
 Other: 2%

the remaining 36% were due to Technical Violations

Completed includes completion of probation and early release. Other includes death, district override, problem-solving court.



Statewide Recidivism Rate



of adults who were successfully discharged from Probation, were found responsible for another qualifying offense within three years of their release. This current recidivism rate is reported as of March 31, 2024. At this time, PRS cannot be separated within the recidivism data and are included in this percentage.

Recidivism by Risk Level

As predicted by the validated risk assessment tool, Level of Service/ Case Management Inventory (LS/CMI), the total population of low risk adults who discharge successfully between April 1, 2020 and April 1, 2021 (Supreme Court requires 3 years from date of release) recidivated at a lower rate than the total population of medium or high risk adults.

