



Problem-Solving Courts Quarterly Report:

Date Range:

January 1 - March 31, 2024

(unless noted)

Race	Adults	Youth
American Indian or Alaskan Native	21 (3%)	-
Asian or Pacific Islander	6 (1%)	-
Black	124 (17%)	-
Other	65 (9%)	-
White	526 (71%)	3 (100%)
Total	742	3

Current Population

March 31, 2024

In Referral
Adults: 180
Youth: 0

In Program
Adults: 742
Youth: 3

FY23 Average Supervision Cost

Adult = \$11.94 / day
Youth = \$21.31 / day

Ethnicity	Adults	Youth
Hispanic Origin	93 (13%)	-
Not of Hispanic Origin	649 (87%)	3 (100%)
Unknown	-	-
Total	742	3

20,252

Adult Drug Tests Collected

January - March 2024



20

Youth Drug Tests Collected

Access to Behavioral/Mental Health Services (Q1 2024)

Adult:

231 individuals accessed financial assistance service dollars using 414 vouchers.

Total voucher amount:
\$565,077.50

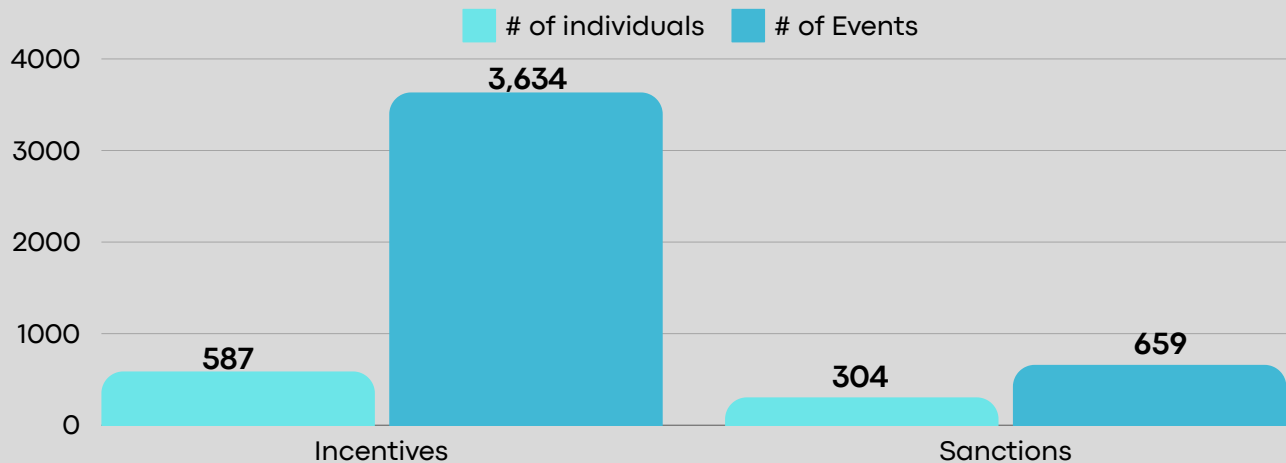


Youth:

7 individuals accessed financial assistance service dollars using 7 vouchers.

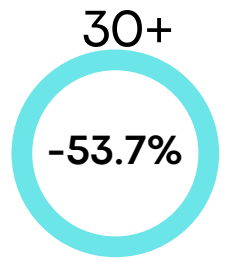
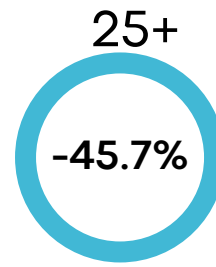
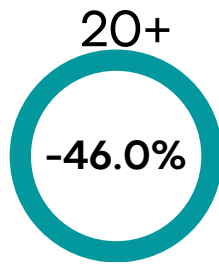
Total voucher amount:
\$4,655.00

Incentives & Sanctions

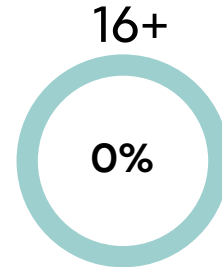


PSC Risk Reduction

Initial Risk score on 1st LS/CMI and decrease in the average LS/CMI score between a graduated adult's first and last assessment.



Initial Risk score on 1st YLS/CMI and decrease in the average YLS/CMI score between a graduated youth's first and last assessment.



59% of individuals graduated
(January - March 2024)

Successful Completions

Every successful PSC completion is one more productive and contributing member of their community.

Discharges

Discharged: 2%

Graduated: 59%

Terminated: 23%

Voluntary
Withdrawal: 15%

Statewide Recidivism Rate - Adult Only

23%

of individuals who were successfully released from Problem-Solving Court, were found responsible for another qualifying offense within 3 years of their release. This current recidivism rate is reported as of March 31, 2024.