



# Problem-Solving Courts Quarterly Report:

Date Range: July 1 - September 30, 2020  
(unless noted)

31% increase in population between FY15 and FY19.

FY 15: 1,006

FY 19: 1,316

## Current Population

September 30, 2020

In Referral

Adults: 39

Youth: 0

In Program

Adults: 608

Youth: 17

Average Supervision Cost (FY20)

Adult - \$10.18 / day

Youth - \$14.59 / day

9,310

Adult Drug Tests Collected

July - September 30, 2020

248

Youth Drug Tests Collected

## Access to Behavioral/Mental Health Services (Q3 2020)

Adult:

267 individuals accessed service

dollars using

491 vouchers.

Total voucher amount:

\$545,992.63



Youth:

13 individuals accessed service

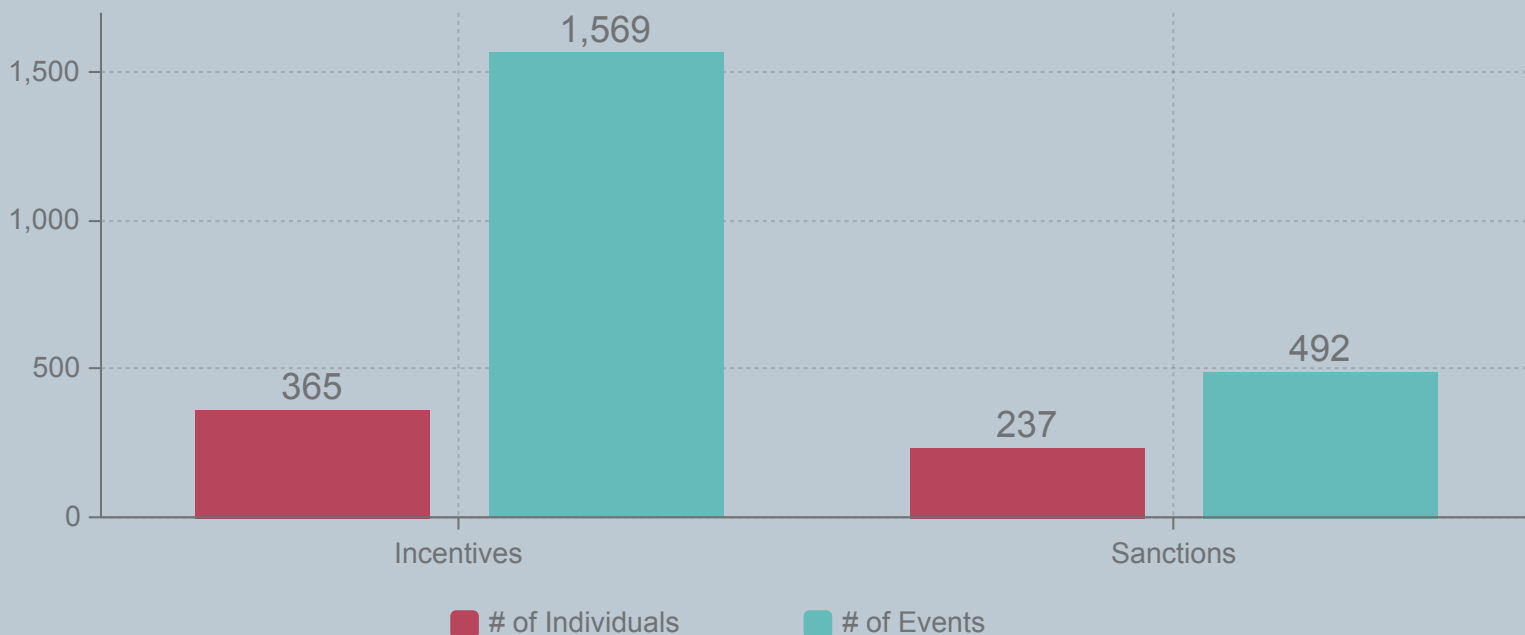
dollars using

34 vouchers.

Total voucher amount:

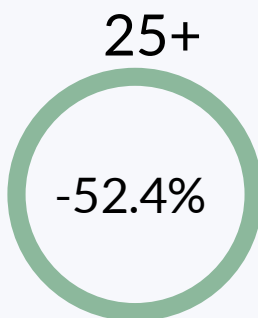
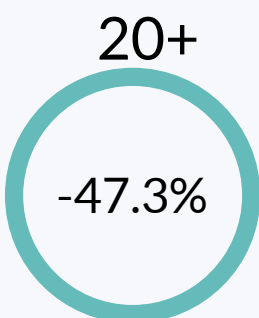
\$52,475.24

## Incentives & Sanctions

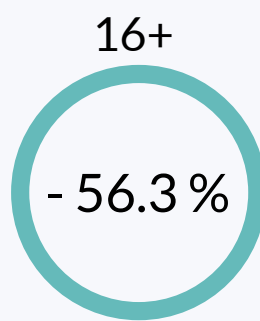


## PSC Risk Reduction

Initial Risk score on 1st LS/CMI and decrease in the average LS/CMI score between a graduated adult's first and last assessment.



Initial Risk score on 1st YLS/CMI and decrease in the average YLS/CMI score between a graduated youth's first and last assessment.



59% of individuals graduated (July - September 30, 2020)

### Successful Completions

Every successful PSC completion is one more productive and contributing member of their community.

### Discharges

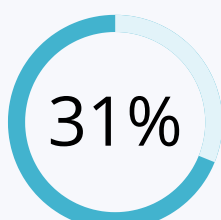
Discharged: 2%

Graduated: 59%

Terminated: 20%

Voluntary Withdrawal: 19%

## Statewide Recidivism Rate - Adult Only



of individuals who were successfully released from Problem-Solving Court, were found responsible for another qualifying offense within 3 years of their release. This current recidivism rate is reported as of September 30, 2020.