

Nebraska Judicial Branch

Annual Caseload Report

County Courts

Reporting Period
Fiscal Year 2021

July 1, 2020 to
June 30, 2021



Table of Contents

Introduction	3
Fiscal Year 2021 Nebraska County Court Adult Cases Opened	4
Fiscal Year 2021 Nebraska County Court Juvenile Cases Opened	5
1 st Judicial District – County Court Adult Cases Opened	6
1 st Judicial District – County Court Juvenile Cases Opened	7
2 nd Judicial District – County Court Adult Cases Opened	8
2 nd Judicial District – County Court Juvenile Cases Opened	9
3 rd Judicial District – County Court Adult Cases Opened.....	10
4 th Judicial District – County Court Adult Cases Opened.....	11
5 th Judicial District – County Court Adult Cases Opened.....	12
5 th Judicial District – County Court Juvenile Cases Opened.....	13
6 th Judicial District – County Court Adult Cases Opened.....	14
6 th Judicial District – County Court Juvenile Cases Opened.....	15
7 th Judicial District – County Court Adult Cases Opened.....	16
7 th Judicial District – County Court Juvenile Cases Opened.....	17
8 th Judicial District – County Court Adult Cases Opened.....	18
8 th Judicial District – County Court Juvenile Cases Opened.....	19
9 th Judicial District – County Court Adult Cases Opened.....	20
9 th Judicial District – County Court Juvenile Cases Opened.....	21
10 th Judicial District – County Court Adult Cases Opened.....	22
10 th Judicial District – County Court Juvenile Cases Opened.....	23
11 th Judicial District – County Court Adult Cases Opened.....	24
11 th Judicial District – County Court Juvenile Cases Opened.....	25
12 th Judicial District – County Court Adult Cases Opened.....	26
12 th Judicial District – County Court Juvenile Cases Opened.....	27

Annual Caseload Report for Nebraska County Courts

Fiscal Year 2021 – July 1, 2020 to June 30, 2021

This *Annual County Court Caseload Report* contains caseload statistics for Nebraska’s 93 District Courts, organized into 12 Judicial Districts. Statistics are compiled through extracts from the JUSTICE automated trial court case management system. Providing court statistics ensures transparency to the public and assists administration in ensuring efficient court practices.

Caseload statistics demonstrate the volume of cases in each jurisdiction and the changes that occur over time. Data are useful in determining staffing levels and for predicting the effect on caseloads due to changes in the law.

In 2019-2020, the Supreme Court and the Administrative Office of the Courts and Probation (AOCP) conducted a statewide judicial time study. Under the direction and leadership of the National Center for State Courts, a new weighting methodology and standards were adopted, including a more diverse list of case types, see *Nebraska Judicial Workload Assessment Final Report* (October 2020) on the Nebraska Supreme Court website. In an effort to provide greater consistency in how the AOCP reports weighted caseload and caseload data, the caseload data has been standardized between the two reports. Therefore, the 10-year history section of this caseload report should not be compared to reports prior to FY 2021 and direct comparison to archived reports is not recommended.

Caseload reports are available for all levels of state appellate and trial courts at <https://supremecourt.nebraska.gov/forms-publications>.

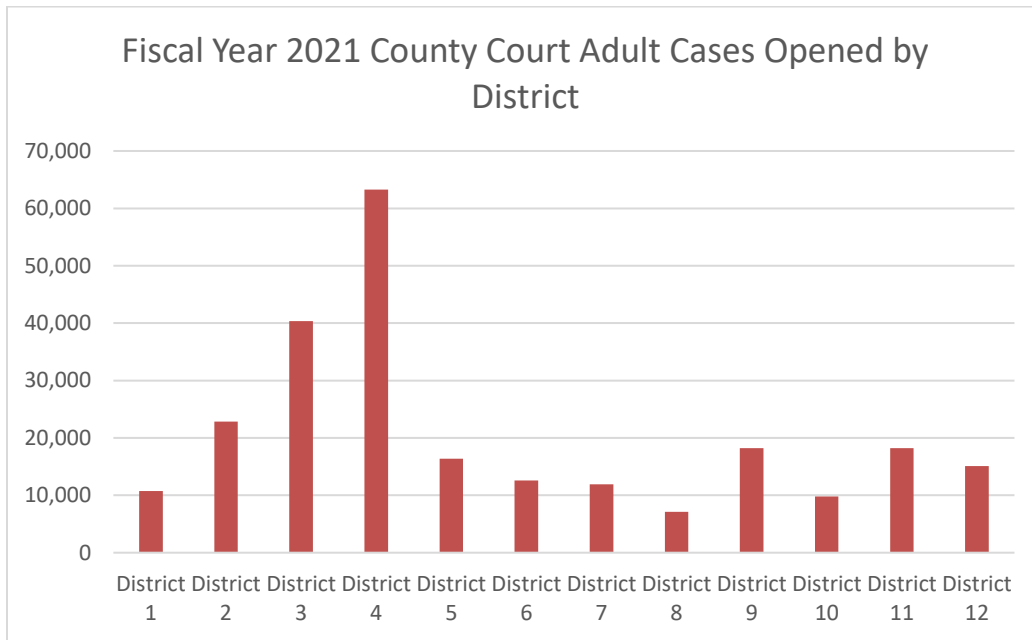


Corey R. Steel | Nebraska State Court Administrator
Nebraska Supreme Court
Administrative Office of the Courts & Probation

Rm. 1213 State Capitol | P.O. Box 98910 | Lincoln, NE 68509
T 402.471.3730 | F 402.471.2197
www.supremecourt.ne.gov

Annual Fiscal Year Caseload Report

Fiscal Year 2021 Nebraska County Court Adult Cases Opened



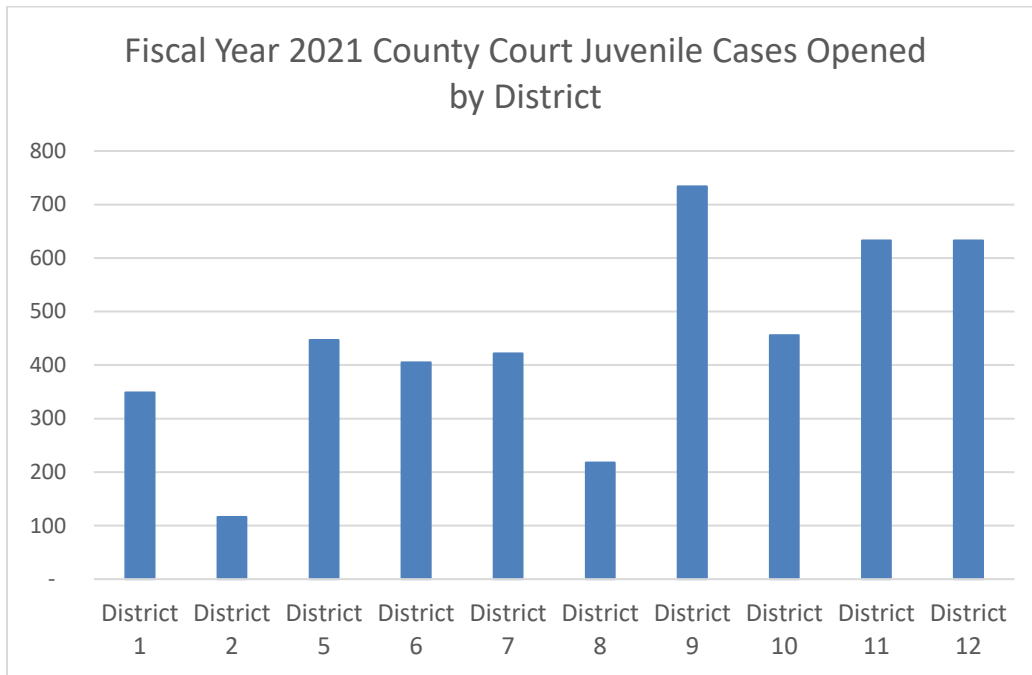
Historical Cases Opened	
Year	# Cases
FY 2021	246,476
FY 2022	
FY 2023	
FY 2024	
FY 2025	
FY 2026	
FY 2027	
FY 2028	
FY 2029	
FY 2030	

Fiscal Year 2021 Court Cases Opened by Category and County

Case Type Category	D1	D2	D3	D4	D5	D6	D7	D8	D9	D10	D11	D12	State-wide
Protection Orders	172	257	307	1,574	129	142	93	37	213	56	-	103	3,083
Felony	620	1,185	2,544	4,933	1,039	814	467	392	1,363	508	1,329	1,200	16,394
Misdemeanor	2,067	5,039	10,495	17,043	3,659	3,382	2,624	1,509	4,568	1,989	5,091	4,028	61,494
Adult Problem Solving Court	-	3	-	-	-	-	-	11	-	-	-	4	18
Traffic	4,432	8,812	12,668	13,409	5,761	4,153	6,032	2,789	5,783	2,852	5,484	4,741	76,916
Civil	2,853	6,562	12,592	23,158	4,733	3,336	2,138	1,844	5,640	3,760	5,388	4,293	76,297
Probate	387	544	902	1,510	703	449	362	346	337	375	542	423	6,880
Guardianship/ Conservatorship	97	206	356	656	155	119	88	51	104	111	133	91	2,167
Small Claims	93	163	352	710	152	131	105	104	179	82	187	141	2,399
Adoption	29	78	112	252	45	43	16	17	51	53	67	59	822
Domestic Relations	2	-	1	-	1	-	-	-	-	-	2	-	6
Total	10,752	22,849	40,329	63,245	16,377	12,569	11,925	7,100	18,238	9,786	18,223	15,083	246,476

Annual Fiscal Year Caseload Report

Fiscal Year 2021 Nebraska County Court Juvenile Cases Opened



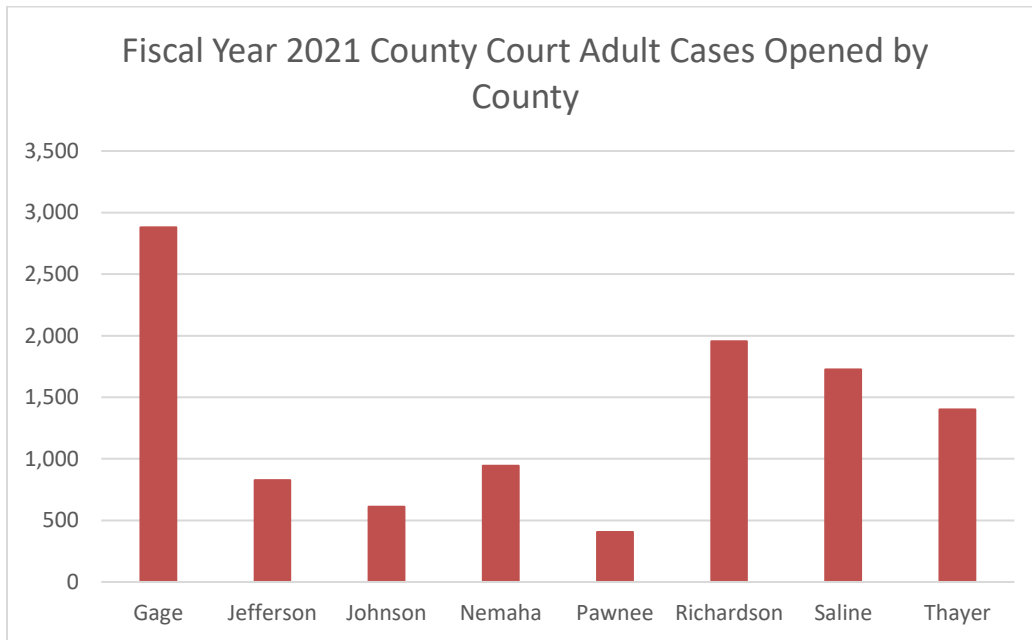
Historical Cases Opened	
Year	# Cases
FY 2021	4,413
FY 2022	
FY 2023	
FY 2024	
FY 2025	
FY 2026	
FY 2027	
FY 2028	
FY 2029	
FY 2030	

Fiscal Year 2021 Court Cases Opened by Category and County

Case Type Category	D1	D2	D5	D6	D7	D8	D9	D10	D11	D12	State-wide
Juvenile: 3A Children	130	45	108	125	112	85	204	112	170	167	1,258
Juvenile: Delinquency	155	44	284	205	258	108	486	306	378	386	2,610
Juvenile: Status Offender 3B	61	25	44	60	36	18	28	27	54	59	412
Juvenile: Mentally Ill and Dangerous 3C	-	-	1	-	6	1	1	3	6	-	18
Juvenile: Bridge to Independence (B2I)	1	2	5	7	8	3	8	7	5	2	48
Juvenile: Interstate Compact	2	-	5	8	2	3	7	1	20	19	67
Total	349	116	447	405	422	218	734	456	633	633	4,413

Annual Fiscal Year Caseload Report

1st Judicial District – County Court Adult Cases Opened



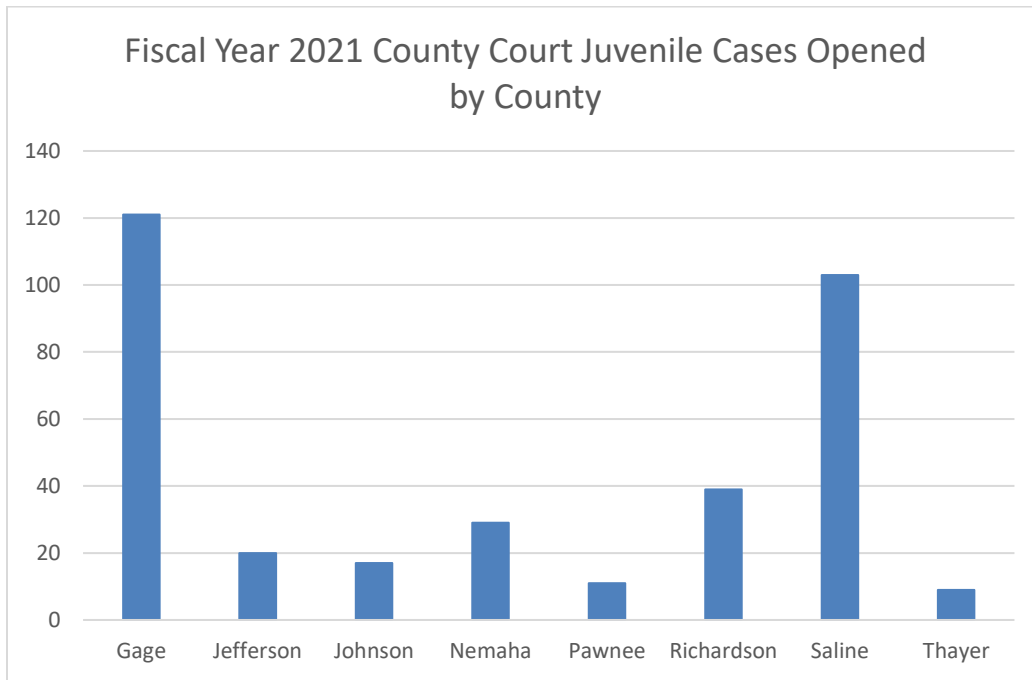
Year	# Cases
FY 2021	10,752
FY 2022	
FY 2023	
FY 2024	
FY 2025	
FY 2026	
FY 2027	
FY 2028	
FY 2029	
FY 2030	

Fiscal Year 2021 Court Cases Opened by Category and County

	Protection Orders	Felony	Misd.	Adult PSC	Traffic	Civil	Probate	Guardianship/ Conservatorship	Small Claims	Adoption	Domestic Relations	Total
Gage	62	188	682	-	831	949	103	35	21	9	-	2,880
Jefferson	33	62	124	-	228	325	37	10	9	-	-	828
Johnson	3	58	120	-	150	245	22	6	8	-	-	612
Nemaha	25	58	166	-	402	234	35	8	11	3	1	943
Pawnee	11	12	83	-	154	104	25	4	7	5	-	405
Richardson	20	165	349	-	1,083	248	67	6	13	3	1	1,955
Saline	17	66	370	-	628	549	55	21	16	5	-	1,727
Thayer	1	11	173	-	956	199	43	7	8	4	-	1,402
Total	172	620	2,067	-	4,432	2,853	387	97	93	29	2	10,752

Annual Fiscal Year Caseload Report

1st Judicial District – County Court Juvenile Cases Opened



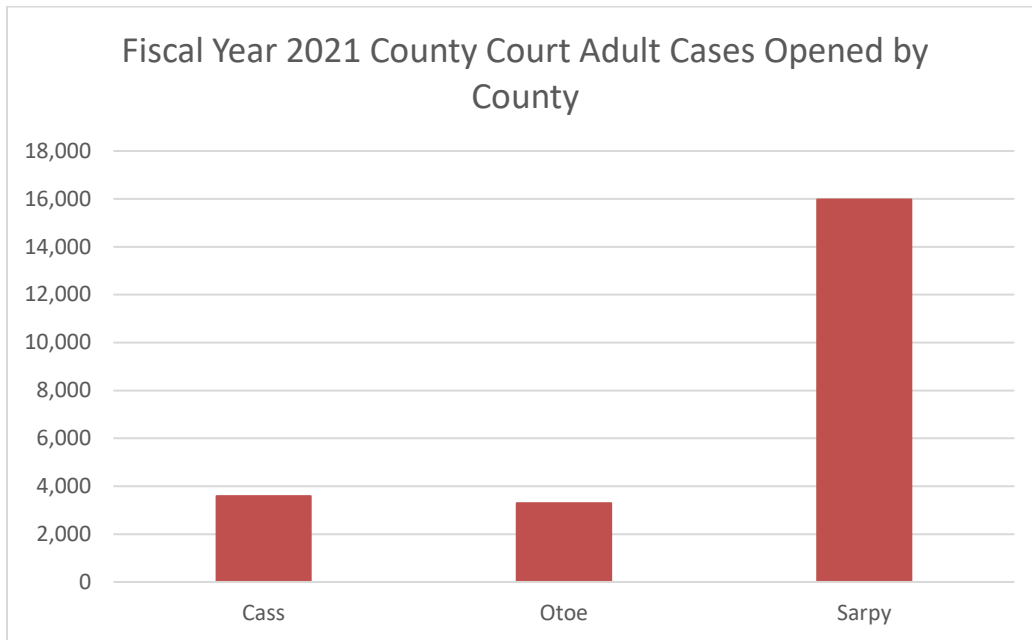
Year	# Cases
FY 2021	349
FY 2022	
FY 2023	
FY 2024	
FY 2025	
FY 2026	
FY 2027	
FY 2028	
FY 2029	
FY 2030	

Fiscal Year 2021 Court Cases Opened by Category and County

	Juvenile: 3A	Juvenile: Delinquency	Juvenile: 3B	Juvenile: Mentally Ill and Dangerous 3C	Juvenile: Bridge to Independence (B2I)	Juvenile: Interstate Compact	Total
Gage	35	51	35	-	-	-	121
Jefferson	7	6	7	-	-	-	20
Johnson	13	3	1	-	-	-	17
Nemaha	12	13	3	-	-	1	29
Pawnee	6	5	-	-	-	-	11
Richardson	15	20	3	-	-	1	39
Saline	36	55	11	-	1	-	103
Thayer	6	2	1	-	-	-	9
Total	130	155	61	-	1	2	349

Annual Fiscal Year Caseload Report

2nd Judicial District – County Court Adult Cases Opened



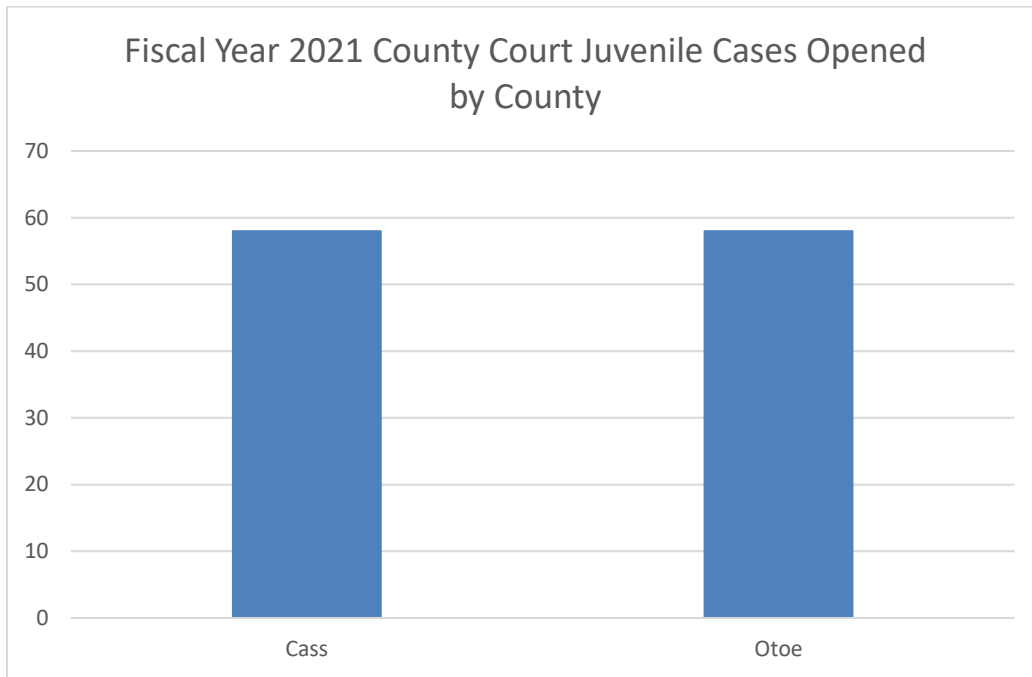
Historical Cases Opened	
Year	# Cases
FY 2021	22,849
FY 2022	
FY 2023	
FY 2024	
FY 2025	
FY 2026	
FY 2027	
FY 2028	
FY 2029	
FY 2030	

Fiscal Year 2021 Court Cases Opened by Category and County

	Protection Orders	Felony	Misd.	Adult PSC	Traffic	Civil	Probate	Guardianship/ Conservatorship	Small Claims	Adoption	Domestic Relations	Total
Cass	24	150	758	1	1,629	860	91	31	15	24	-	3,583
Otoe	38	166	640	-	1,693	631	69	22	28	1	-	3,288
Sarpy	195	869	3,641	2	5,490	5,071	384	153	120	53	-	15,978
Total	257	1,185	5,039	3	8,812	6,562	544	206	163	78	-	22,849

Annual Fiscal Year Caseload Report

2nd Judicial District – County Court Juvenile Cases Opened



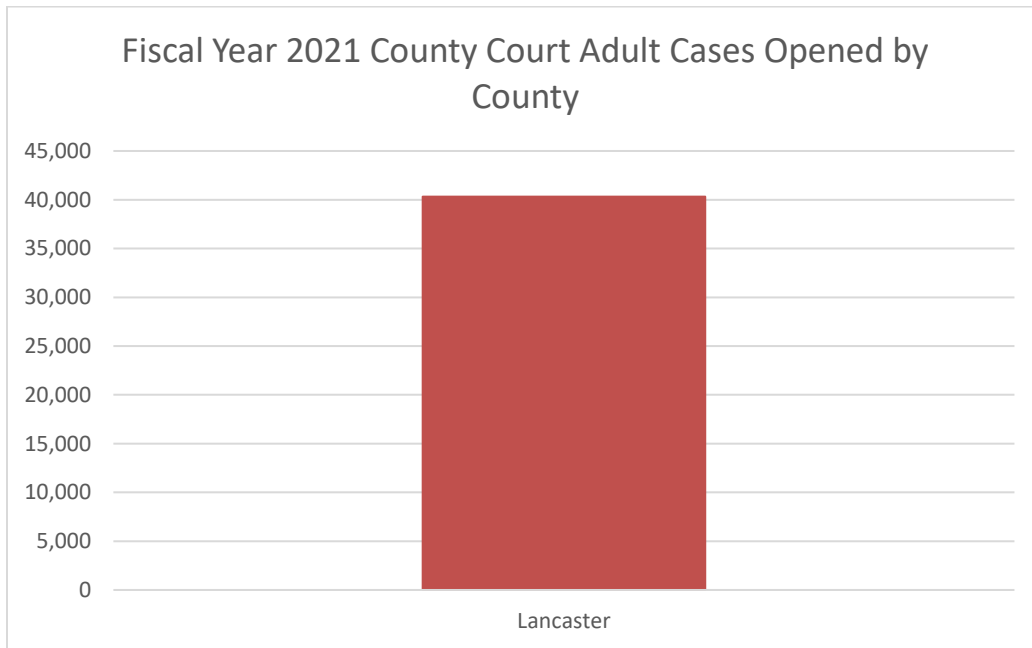
Historical Cases Opened	
Year	# Cases
FY 2021	116
FY 2022	
FY 2023	
FY 2024	
FY 2025	
FY 2026	
FY 2027	
FY 2028	
FY 2029	
FY 2030	

Fiscal Year 2021 Court Cases Opened by Category and County

	Juvenile: 3A	Juvenile: Delinquency	Juvenile: 3B	Juvenile: Mentally Ill and Dangerous 3C	Juvenile: Bridge to Independence (B2I)	Juvenile: Interstate Compact	Total
Cass	24	17	15	-	2	-	58
Otoe	21	27	10	-	-	-	58
Total	45	44	25	-	2	-	116

Annual Fiscal Year Caseload Report

3rd Judicial District – County Court Adult Cases Opened



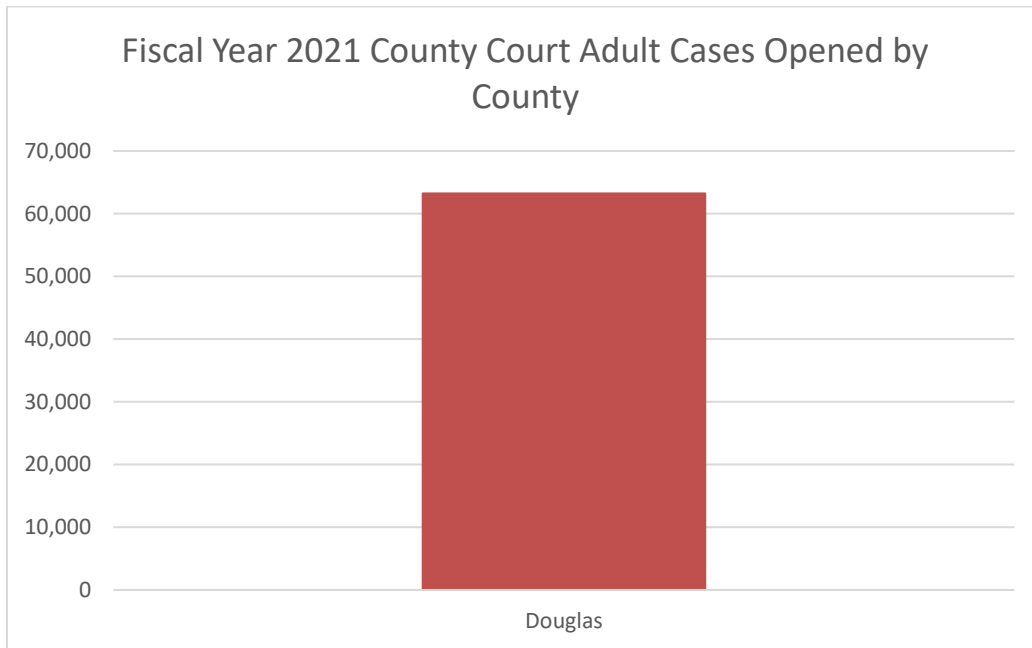
Year	# Cases
FY 2021	40,329
FY 2022	
FY 2023	
FY 2024	
FY 2025	
FY 2026	
FY 2027	
FY 2028	
FY 2029	
FY 2030	

Fiscal Year 2021 Court Cases Opened by Category and County

	Protection Orders	Felony	Misd.	Adult PSC	Traffic	Civil	Probate	Guardianship/ Conservatorship	Small Claims	Adoption	Domestic Relations	Total
Lancaster	307	2,544	10,495	-	12,668	12,592	902	356	352	112	1	40,329

Annual Fiscal Year Caseload Report

4th Judicial District – County Court Adult Cases Opened



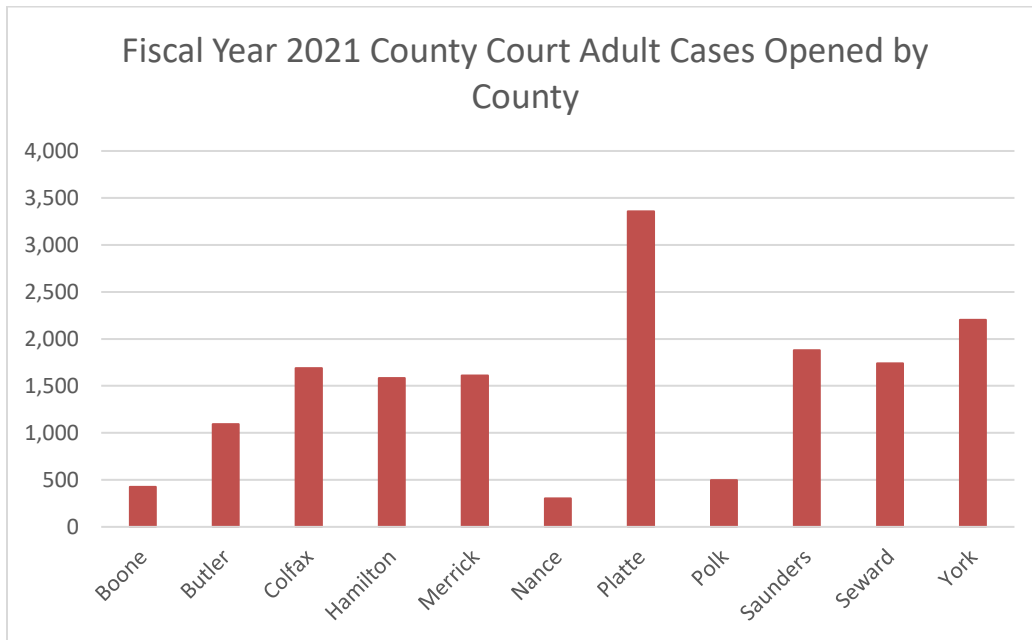
Year	# Cases
FY 2021	63,245
FY 2022	
FY 2023	
FY 2024	
FY 2025	
FY 2026	
FY 2027	
FY 2028	
FY 2029	
FY 2030	

Fiscal Year 2021 Court Cases Opened by Category and County

	Protection Orders	Felony	Misd.	Adult PSC	Traffic	Civil	Probate	Guardianship/ Conservatorship	Small Claims	Adoption	Domestic Relations	Total
Douglas	1,574	4,933	17,043	-	13,409	23,158	1,510	656	710	252	-	63,245

Annual Fiscal Year Caseload Report

5th Judicial District – County Court Adult Cases Opened



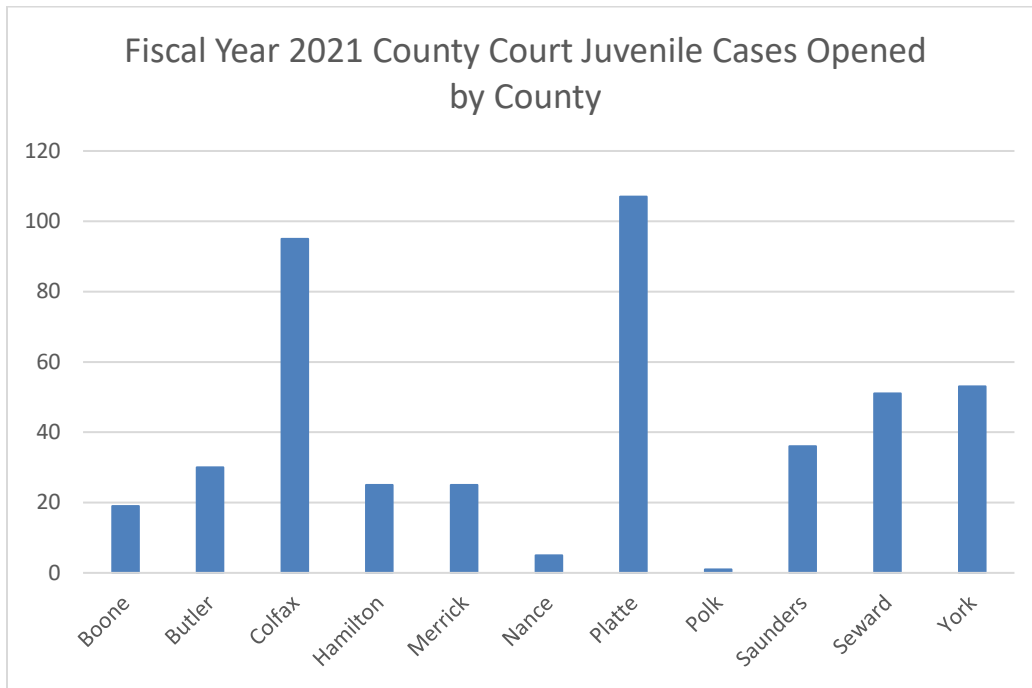
Year	# Cases
FY 2021	16,377
FY 2022	
FY 2023	
FY 2024	
FY 2025	
FY 2026	
FY 2027	
FY 2028	
FY 2029	
FY 2030	

Fiscal Year 2021 Court Cases Opened by Category and County

	Protection Orders	Felony	Misd.	Adult PSC	Traffic	Civil	Probate	Guardianship/ Conservatorship	Small Claims	Adoption	Domestic Relations	Total
Boone	5	13	78	-	91	182	49	6	2	1	-	427
Butler	8	65	303	-	337	311	43	8	15	3	-	1,093
Colfax	1	62	633	-	641	284	31	21	13	2	-	1,688
Hamilton	8	88	315	-	726	372	61	9	2	3	-	1,584
Merrick	1	61	231	-	938	310	38	20	6	4	1	1,610
Nance	3	17	69	-	30	142	21	7	12	1	-	302
Platte	71	236	850	-	883	1,054	162	34	52	14	-	3,356
Polk	2	3	63	-	174	202	37	9	6	1	-	497
Saunders	2	110	354	-	605	658	108	22	13	6	-	1,878
Seward	6	133	335	-	589	566	84	7	12	7	-	1,739
York	22	251	428	-	747	652	69	12	19	3	-	2,203
Total	129	1,039	3,659	-	5,761	4,733	703	155	152	45	1	16,377

Annual Fiscal Year Caseload Report

5th Judicial District – County Court Juvenile Cases Opened



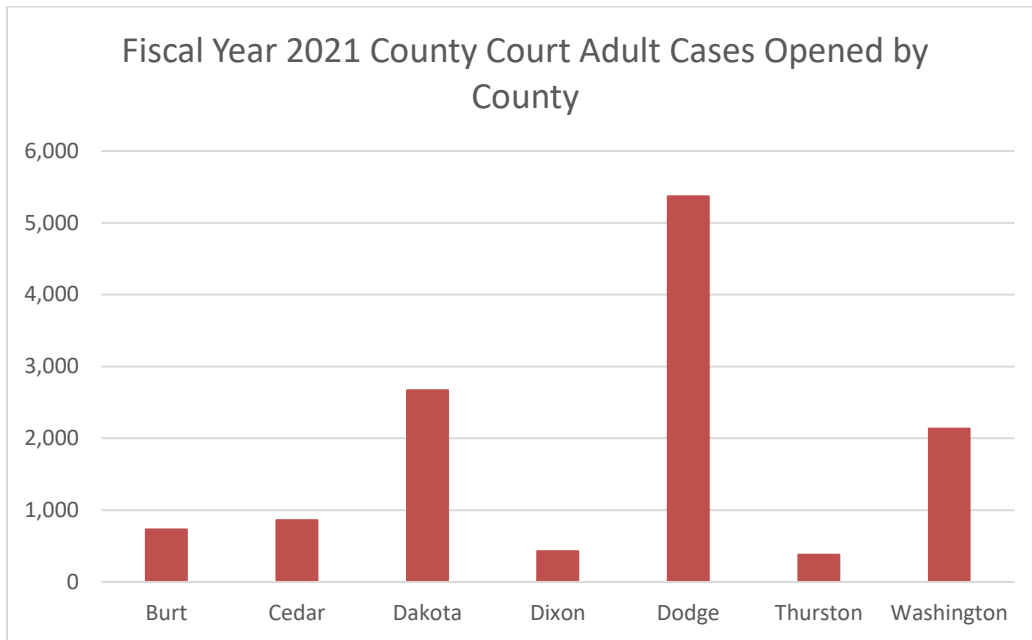
Year	# Cases
FY 2021	447
FY 2022	
FY 2023	
FY 2024	
FY 2025	
FY 2026	
FY 2027	
FY 2028	
FY 2029	
FY 2030	

Fiscal Year 2021 Court Cases Opened by Category and County

	Juvenile: 3A	Juvenile: Delinquency	Juvenile: 3B	Juvenile: Mentally Ill and Dangerous 3C	Juvenile: Bridge to Independence (B2I)	Juvenile: Interstate Compact	Total
Boone	2	13	2	-	-	2	19
Butler	8	15	7	-	-	-	30
Colfax	8	80	7	-	-	-	95
Hamilton	8	15	1	-	1	-	25
Merrick	3	21	-	-	-	1	25
Nance	1	4	-	-	-	-	5
Platte	28	61	13	1	3	1	107
Polk	1	-	-	-	-	-	1
Saunders	26	7	2	-	1	-	36
Seward	6	37	7	-	-	1	51
York	17	31	5	-	-	-	53
Total	108	284	44	1	5	5	447

Annual Fiscal Year Caseload Report

6th Judicial District – County Court Adult Cases Opened



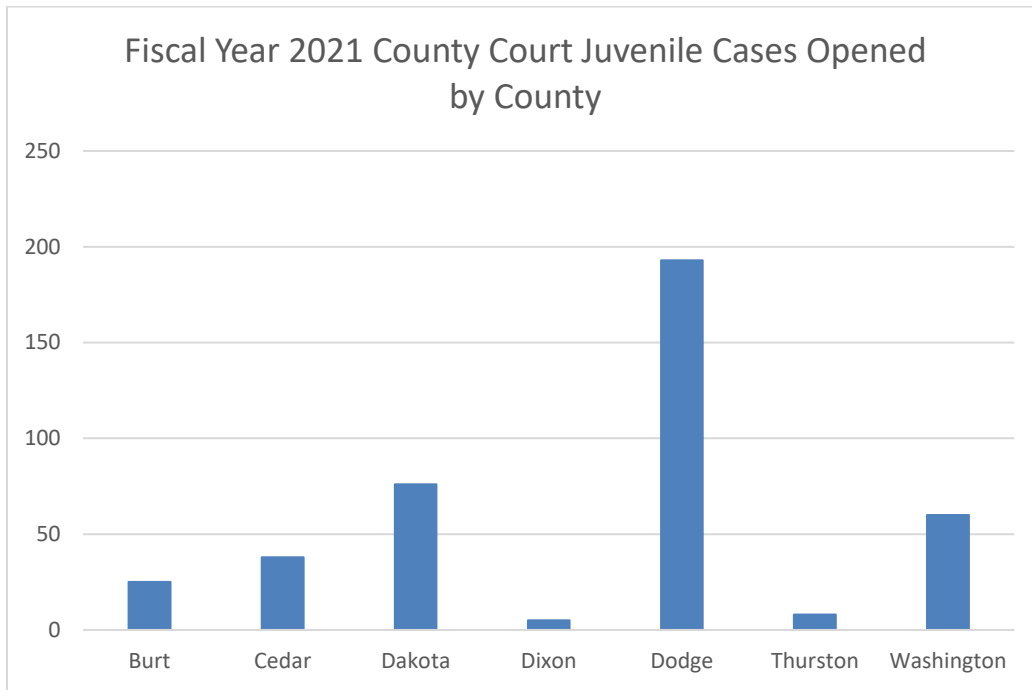
Year	# Cases
FY 2021	12,569
FY 2022	
FY 2023	
FY 2024	
FY 2025	
FY 2026	
FY 2027	
FY 2028	
FY 2029	
FY 2030	

Fiscal Year 2021 Court Cases Opened by Category and County

	Protection Orders	Felony	Misd.	Adult PSC	Traffic	Civil	Probate	Guardianship/ Conservatorship	Small Claims	Adoption	Domestic Relations	Total
Burt	7	22	130	-	218	280	48	7	15	4	-	731
Cedar	13	30	199	-	387	169	48	5	8	1	-	860
Dakota	6	265	858	-	902	522	53	26	36	3	-	2,671
Dixon	-	13	96	-	154	121	32	5	2	4	-	427
Dodge	91	362	1,577	-	1,613	1,433	168	51	46	26	-	5,367
Thurston	1	14	98	-	88	143	25	5	4	1	-	379
Washington	24	108	424	-	791	668	75	20	20	4	-	2,134
Total	142	814	3,382	-	4,153	3,336	449	119	131	43	-	12,569

Annual Fiscal Year Caseload Report

6th Judicial District – County Court Juvenile Cases Opened



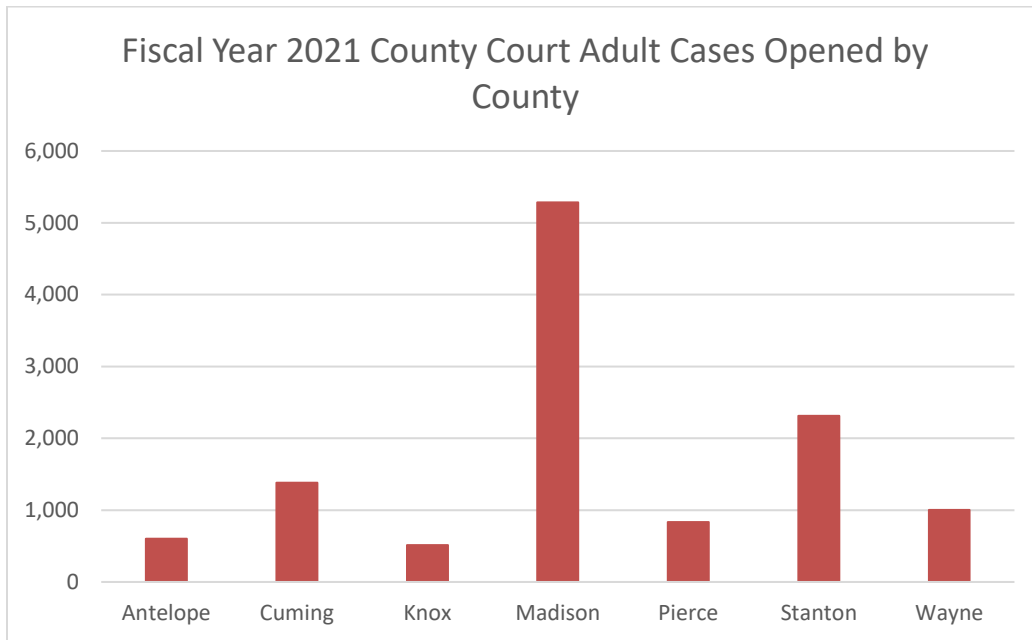
Year	# Cases
FY 2021	405
FY 2022	
FY 2023	
FY 2024	
FY 2025	
FY 2026	
FY 2027	
FY 2028	
FY 2029	
FY 2030	

Fiscal Year 2021 Court Cases Opened by Category and County

	Juvenile: 3A	Juvenile: Delinquency	Juvenile: 3B	Juvenile: Mentally Ill and Dangerous 3C	Juvenile: Bridge to Independence (B2I)	Juvenile: Interstate Compact	Total
Burt	13	3	5	-	3	1	25
Cedar	5	22	9	-	1	1	38
Dakota	32	34	6	-	-	4	76
Dixon	3	2	-	-	-	-	5
Dodge	59	96	34	-	2	2	193
Thurston	4	3	-	-	1	-	8
Washington	9	45	6	-	-	-	60
Total	125	205	60	-	7	8	405

Annual Fiscal Year Caseload Report

7th Judicial District – County Court Adult Cases Opened



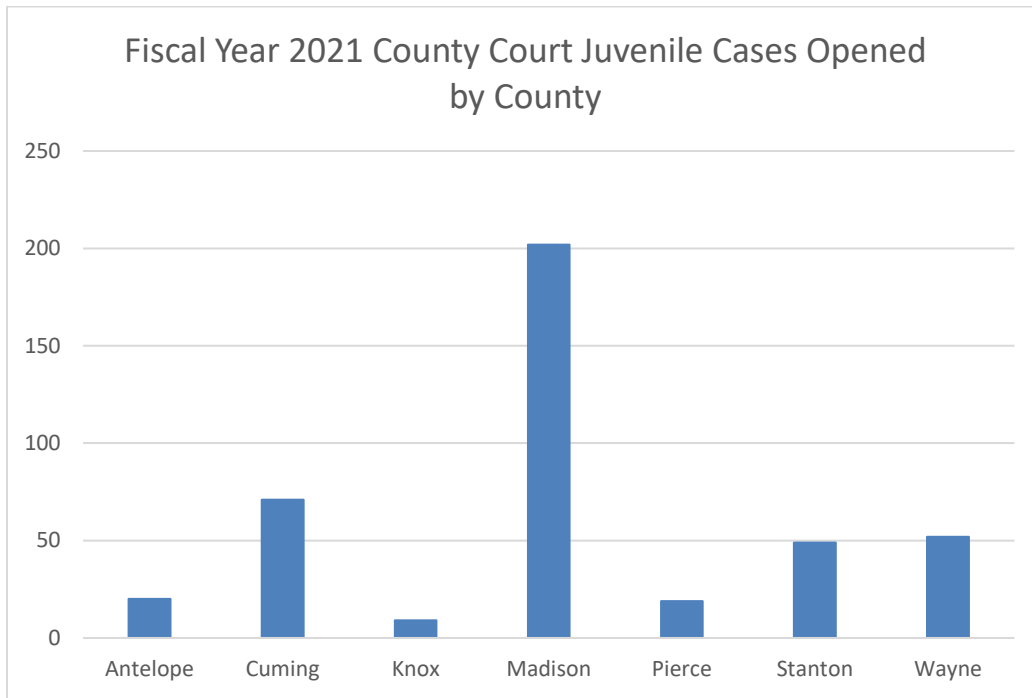
Year	# Cases
FY 2021	11,925
FY 2022	
FY 2023	
FY 2024	
FY 2025	
FY 2026	
FY 2027	
FY 2028	
FY 2029	
FY 2030	

Fiscal Year 2021 Court Cases Opened by Category and County

	Protection Orders	Felony	Misd.	Adult PSC	Traffic	Civil	Probate	Guardianship/ Conservatorship	Small Claims	Adoption	Domestic Relations	Total
Antelope	5	20	110	-	242	166	33	9	13	2	-	600
Cuming	9	31	156	-	882	225	65	5	9	2	-	1,384
Knox	9	7	134	-	100	186	47	5	20	3	-	511
Madison	58	308	1,521	-	2,120	1,050	132	48	43	3	-	5,283
Pierce	3	27	135	-	437	201	21	6	1	2	-	833
Stanton	-	38	324	-	1,756	152	27	6	9	-	-	2,312
Wayne	9	36	244	-	495	158	37	9	10	4	-	1,002
Total	93	467	2,624	-	6,032	2,138	362	88	105	16	-	11,925

Annual Fiscal Year Caseload Report

7th Judicial District – County Court Juvenile Cases Opened



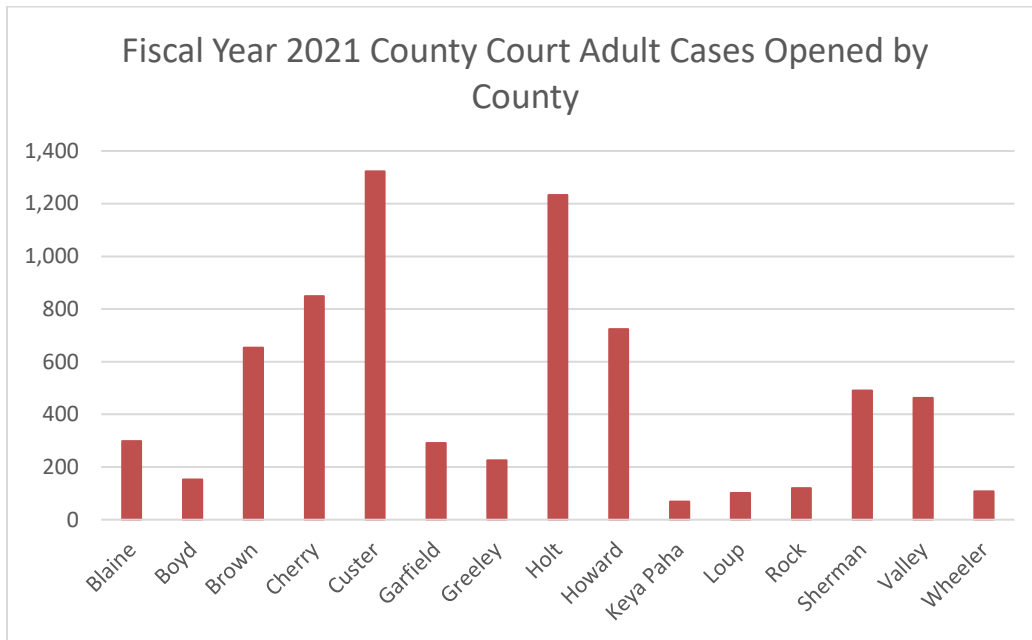
Historical Cases Opened	
Year	# Cases
FY 2021	422
FY 2022	
FY 2023	
FY 2024	
FY 2025	
FY 2026	
FY 2027	
FY 2028	
FY 2029	
FY 2030	

Fiscal Year 2021 Court Cases Opened by Category and County

	Juvenile: 3A	Juvenile: Delinquency	Juvenile: 3B	Juvenile: Mentally Ill and Dangerous 3C	Juvenile: Bridge to Independence (B2I)	Juvenile: Interstate Compact	Total
Antelope	3	14	-	-	3	-	20
Cuming	25	35	10	-	-	1	71
Knox	4	3	2	-	-	-	9
Madison	54	121	17	6	3	1	202
Pierce	7	10	2	-	-	-	19
Stanton	1	48	-	-	-	-	49
Wayne	18	27	5	-	2	-	52
Total	112	258	36	6	8	2	422

Annual Fiscal Year Caseload Report

8th Judicial District – County Court Adult Cases Opened



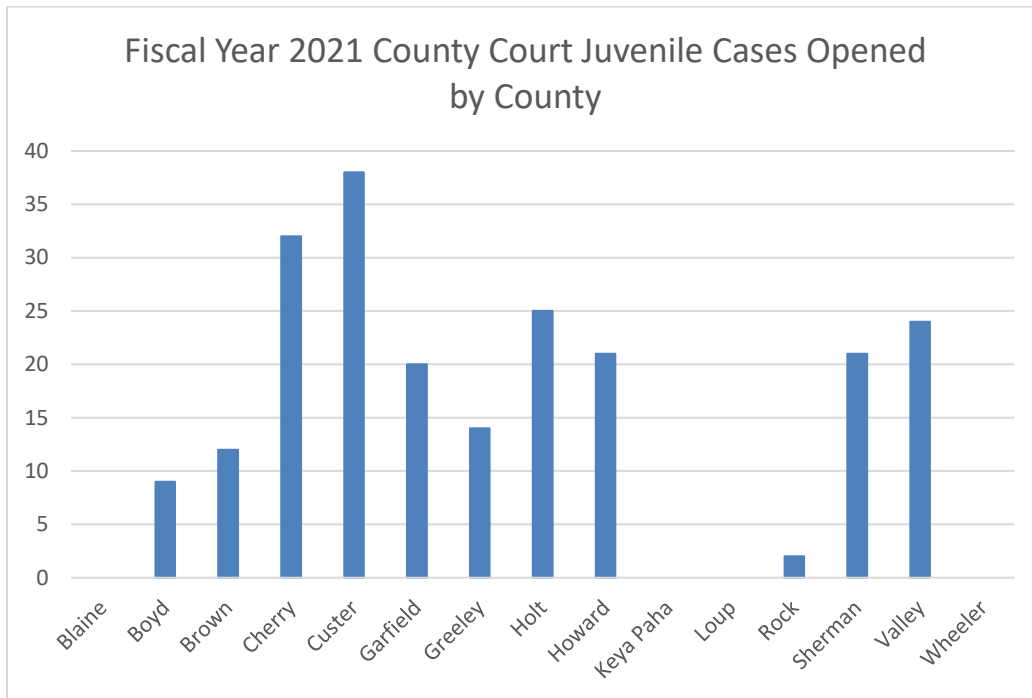
Year	# Cases
FY 2021	7,100
FY 2022	
FY 2023	
FY 2024	
FY 2025	
FY 2026	
FY 2027	
FY 2028	
FY 2029	
FY 2030	

Fiscal Year 2021 Court Cases Opened by Category and County

	Protection Orders	Felony	Misd.	Adult PSC	Traffic	Civil	Probate	Guardianship/ Conservatorship	Small Claims	Adoption	Domestic Relations	Total
Blaine	-	5	3	-	262	18	8	-	1	1	-	298
Boyd	1	2	18	-	55	46	18	4	8	-	-	152
Brown	6	92	186	-	179	140	26	7	16	1	-	653
Cherry	3	54	200	-	358	185	37	3	8	1	-	849
Custer	12	52	252	5	487	433	57	10	13	2	-	1,323
Garfield	-	10	102	-	123	41	11	-	4	-	-	291
Greeley	2	10	35	-	87	67	17	5	3	-	-	226
Holt	2	61	194	2	551	317	63	8	28	7	-	1,233
Howard	-	45	146	-	264	206	41	7	12	3	-	724
Keya Paha	-	1	2	-	42	18	6	-	-	-	-	69
Loup	-	-	50	-	36	13	2	-	-	1	-	102
Rock	-	1	9	-	53	41	9	2	5	-	-	120
Sherman	1	29	200	-	103	124	28	2	2	1	-	490
Valley	10	28	100	4	137	160	16	3	4	-	-	462
Wheeler	-	2	12	-	52	35	7	-	-	-	-	108
Total	37	392	1,509	11	2,789	1,844	346	51	104	17	-	7,100

Annual Fiscal Year Caseload Report

8th Judicial District – County Court Juvenile Cases Opened



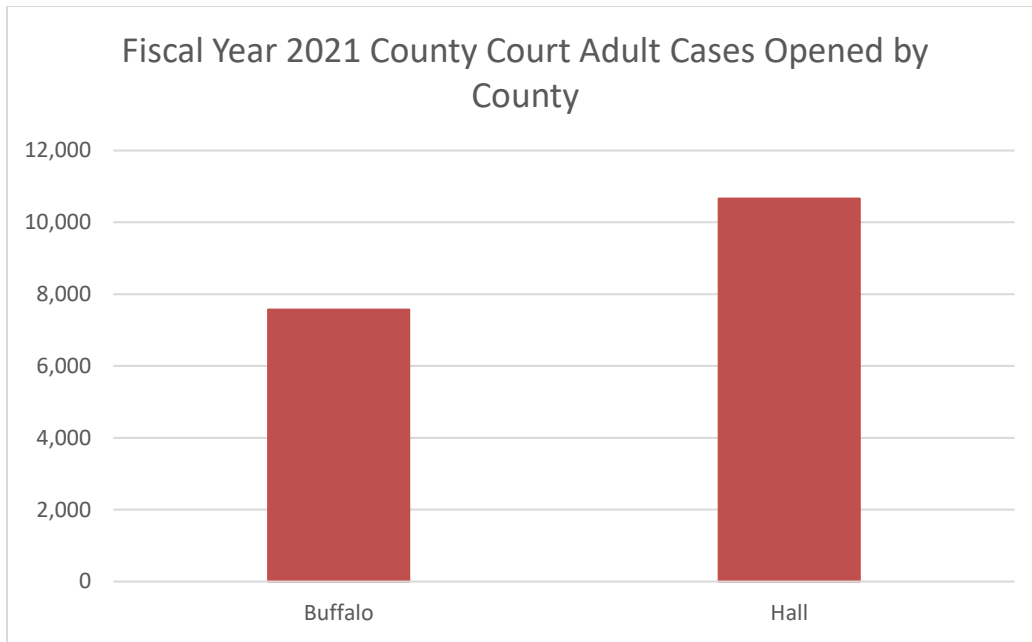
Year	# Cases
FY 2021	218
FY 2022	
FY 2023	
FY 2024	
FY 2025	
FY 2026	
FY 2027	
FY 2028	
FY 2029	
FY 2030	

Fiscal Year 2021 Court Cases Opened by Category and County

	Juvenile: 3A	Juvenile: Delinquency	Juvenile: 3B	Juvenile: Mentally Ill and Dangerous 3C	Juvenile: Bridge to Independence (B2I)	Juvenile: Interstate Compact	Total
Blaine	-	-	-	-	-	-	-
Boyd	8	1	-	-	-	-	9
Brown	5	5	1	-	-	1	12
Cherry	4	28	-	-	-	-	32
Custer	13	19	5	-	1	-	38
Garfield	15	5	-	-	-	-	20
Greeley	6	8	-	-	-	-	14
Holt	5	15	1	1	1	2	25
Howard	7	14	-	-	-	-	21
Keya Paha	-	-	-	-	-	-	-
Loup	-	-	-	-	-	-	-
Rock	1	-	1	-	-	-	2
Sherman	11	9	1	-	-	-	21
Valley	10	4	9	-	1	-	24
Wheeler	-	-	-	-	-	-	-
Total	85	108	18	1	3	3	218

Annual Fiscal Year Caseload Report

9th Judicial District – County Court Adult Cases Opened



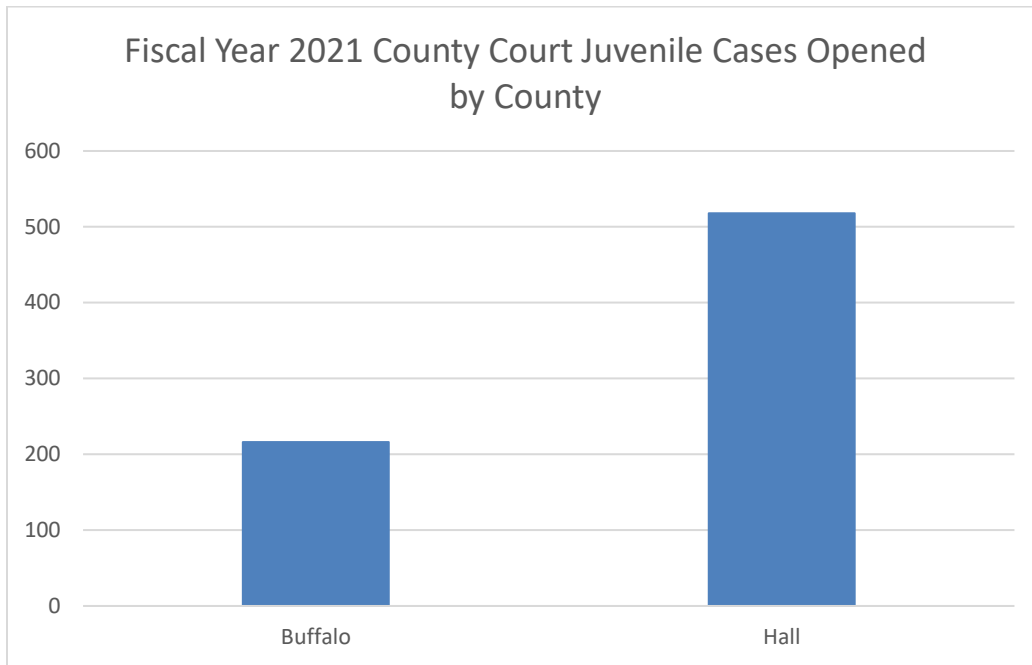
Historical Cases Opened	
Year	# Cases
FY 2021	18,238
FY 2022	
FY 2023	
FY 2024	
FY 2025	
FY 2026	
FY 2027	
FY 2028	
FY 2029	
FY 2030	

Fiscal Year 2021 Court Cases Opened by Category and County

	Protection Orders	Felony	Misd.	Adult PSC	Traffic	Civil	Probate	Guardianship/ Conservatorship	Small Claims	Adoption	Domestic Relations	Total
Buffalo	41	534	1,945	-	2,397	2,387	137	39	64	32	-	7,576
Hall	172	829	2,623	-	3,386	3,253	200	65	115	19	-	10,662
Total	213	1,363	4,568	-	5,783	5,640	337	104	179	51	-	18,238

Annual Fiscal Year Caseload Report

9th Judicial District – County Court Juvenile Cases Opened



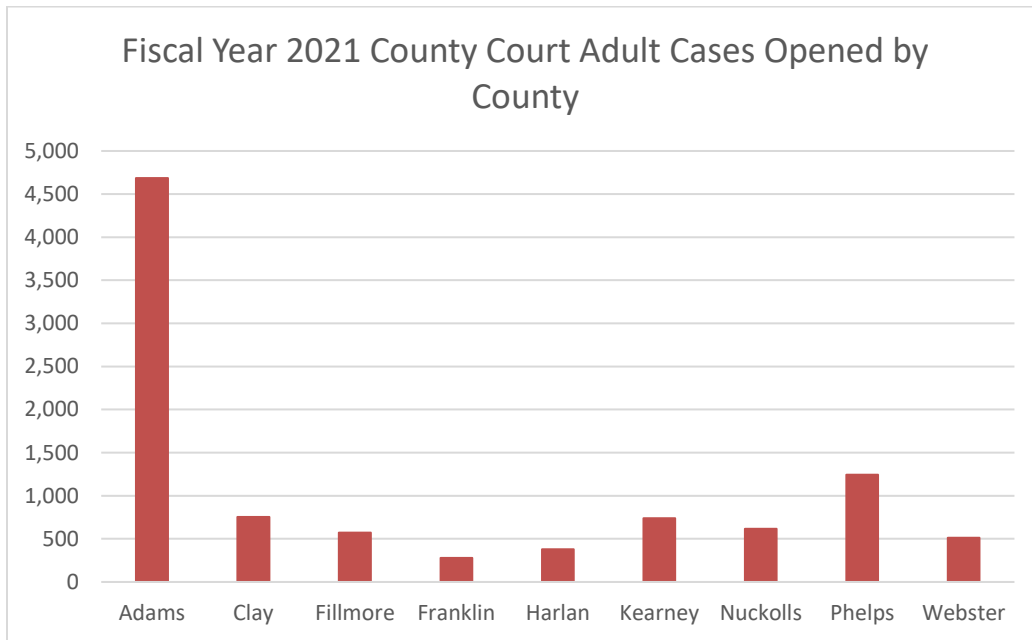
Year	# Cases
FY 2021	734
FY 2022	
FY 2023	
FY 2024	
FY 2025	
FY 2026	
FY 2027	
FY 2028	
FY 2029	
FY 2030	

Fiscal Year 2021 Court Cases Opened by Category and County

	Juvenile: 3A	Juvenile: Delinquency	Juvenile: 3B	Juvenile: Mentally Ill and Dangerous 3C	Juvenile: Bridge to Independence (B2I)	Juvenile: Interstate Compact	Total
Buffalo	88	115	9	-	3	1	216
Hall	116	371	19	1	5	6	518
Total	204	486	28	1	8	7	734

Annual Fiscal Year Caseload Report

10th Judicial District – County Court Adult Cases Opened



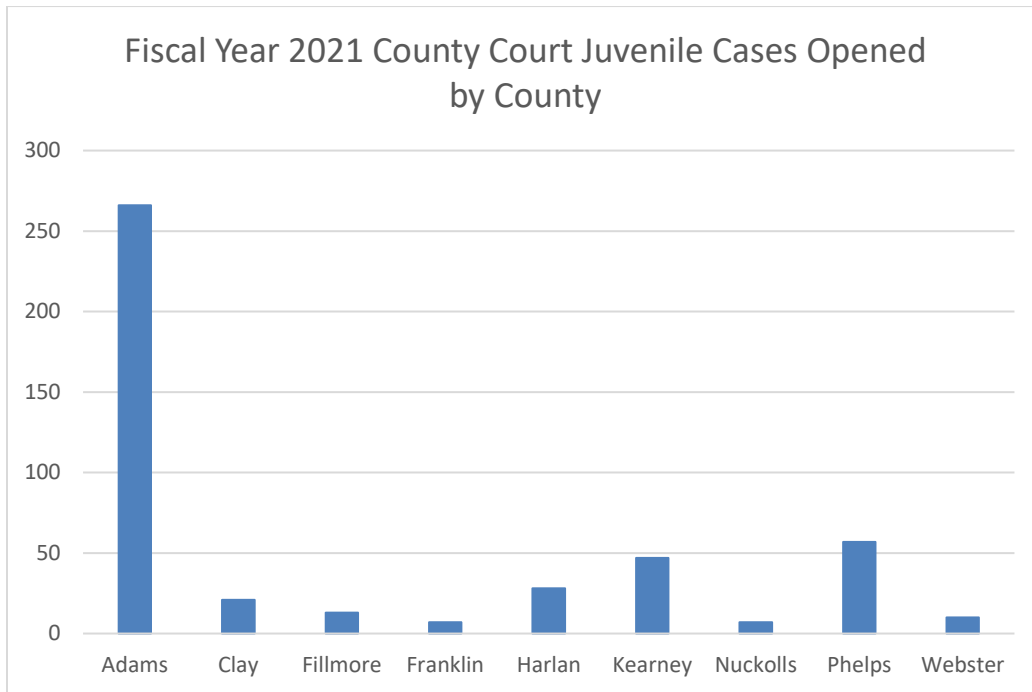
Year	# Cases
FY 2021	9,786
FY 2022	
FY 2023	
FY 2024	
FY 2025	
FY 2026	
FY 2027	
FY 2028	
FY 2029	
FY 2030	

Fiscal Year 2021 Court Cases Opened by Category and County

	Protection Orders	Felony	Misd.	Adult PSC	Traffic	Civil	Probate	Guardianship/ Conservatorship	Small Claims	Adoption	Domestic Relations	Total
Adams	19	304	1,181	-	1,172	1,770	142	36	33	29	-	4,686
Clay	2	29	108	-	289	270	42	9	2	4	-	755
Fillmore	12	28	90	-	113	267	37	18	7	-	-	572
Franklin	2	15	42	-	33	160	17	5	5	-	-	279
Harlan	9	25	87	-	105	114	21	9	2	6	-	378
Kearney	6	26	112	-	221	336	22	10	5	3	-	741
Nuckolls	1	19	107	-	307	151	22	6	3	2	-	618
Phelps	5	51	186	-	391	531	42	9	25	4	-	1,244
Webster	-	11	76	-	221	161	30	9	-	5	-	513
Total	56	508	1,989	-	2,852	3,760	375	111	82	53	-	9,786

Annual Fiscal Year Caseload Report

10th Judicial District – County Court Juvenile Cases Opened



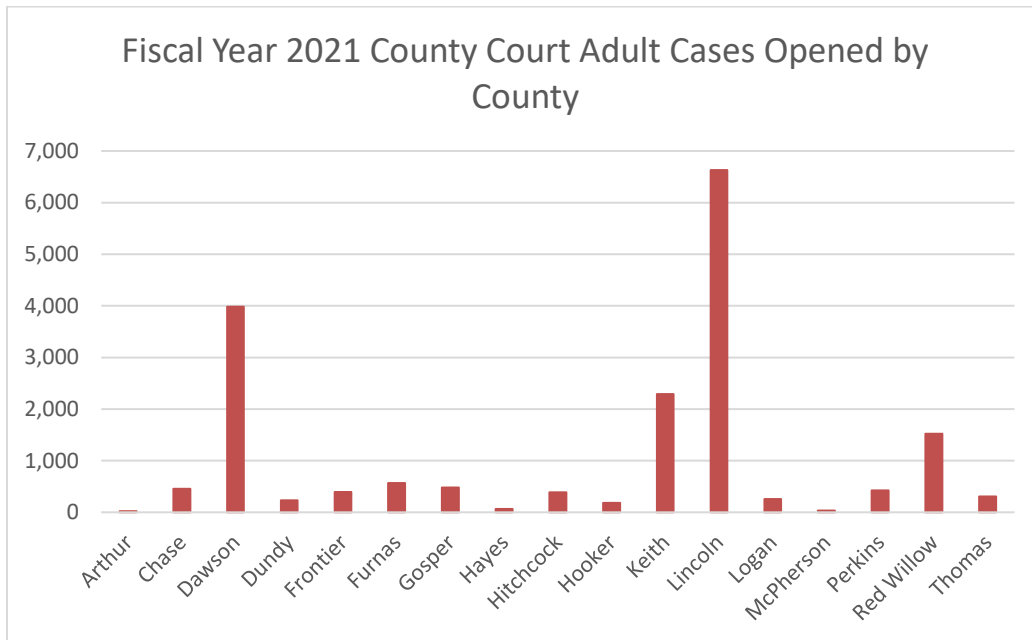
Year	# Cases
FY 2021	456
FY 2022	
FY 2023	
FY 2024	
FY 2025	
FY 2026	
FY 2027	
FY 2028	
FY 2029	
FY 2030	

Fiscal Year 2021 Court Cases Opened by Category and County

	Juvenile: 3A	Juvenile: Delinquency	Juvenile: 3B	Juvenile: Mentally Ill and Dangerous 3C	Juvenile: Bridge to Independence (B2I)	Juvenile: Interstate Compact	Total
Adams	69	183	6	3	4	1	266
Clay	1	17	3	-	-	-	21
Fillmore	2	10	1	-	-	-	13
Franklin	6	1	-	-	-	-	7
Harlan	3	24	1	-	-	-	28
Kearney	6	32	7	-	2	-	47
Nuckolls	2	5	-	-	-	-	7
Phelps	23	27	6	-	1	-	57
Webster	-	7	3	-	-	-	10
Total	112	306	27	3	7	1	456

Annual Fiscal Year Caseload Report

11th Judicial District – County Court Adult Cases Opened



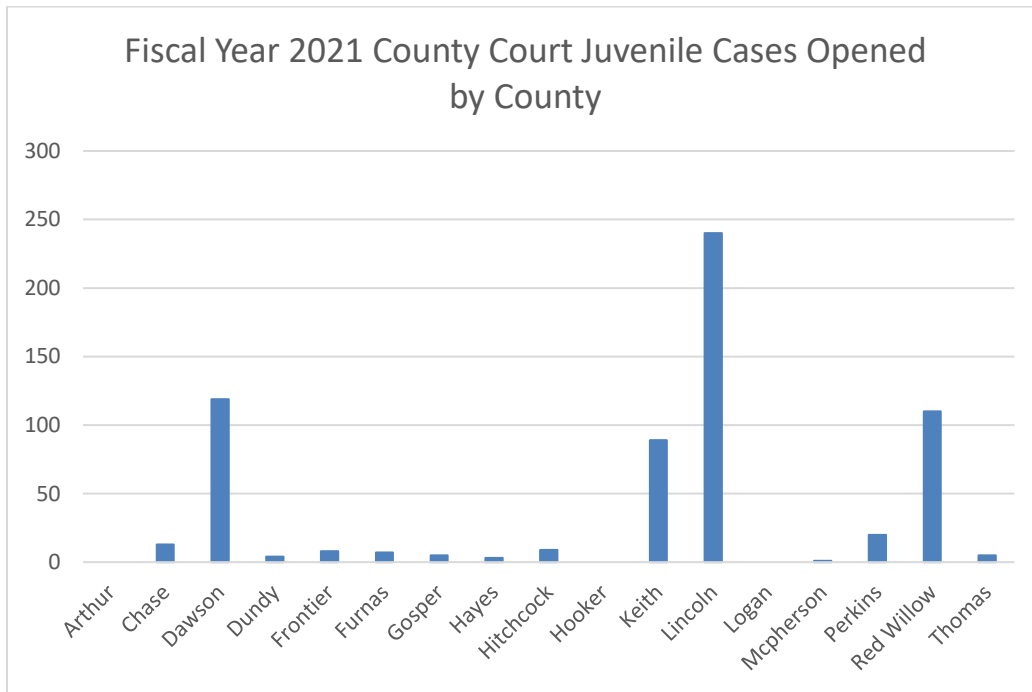
Historical Cases Opened	
Year	# Cases
FY 2021	18,223
FY 2022	
FY 2023	
FY 2024	
FY 2025	
FY 2026	
FY 2027	
FY 2028	
FY 2029	
FY 2030	

Fiscal Year 2021 Court Cases Opened by Category and County

	Protection Orders	Felony	Misd.	Adult PSC	Traffic	Civil	Probate	Guardianship/ Conservatorship	Small Claims	Adoption	Domestic Relations	Total
Arthur	-	-	2	-	13	3	2	-	1	-	-	21
Chase	-	14	88	-	183	136	25	4	2	1	-	453
Dawson	-	341	982	-	1,088	1,395	102	20	42	14	-	3,984
Dundy	-	11	43	-	91	68	14	2	1	-	-	230
Frontier	-	12	149	-	79	121	22	2	5	1	1	392
Furnas	-	45	89	-	151	243	31	1	7	2	-	569
Gosper	-	12	85	-	263	101	15	3	-	1	-	480
Hayes	-	4	20	-	9	21	5	2	1	-	-	62
Hitchcock	-	4	120	-	57	174	20	7	5	-	-	387
Hooker	-	1	26	-	143	14	1	-	-	-	-	185
Keith	-	115	1,275	-	492	323	45	13	23	3	-	2,289
Lincoln	-	627	1,704	-	1,859	2,107	167	59	72	32	1	6,628
Logan	-	18	27	-	168	24	8	4	3	2	-	254
McPherson	-	-	4	-	14	14	3	-	-	-	-	35
Perkins	-	22	74	-	204	101	15	2	4	2	-	424
Red Willow	-	101	380	-	416	519	63	14	20	9	-	1,522
Thomas	-	2	23	-	254	24	4	-	1	-	-	308
Total	-	1,329	5,091	-	5,484	5,388	542	133	187	67	2	18,223

Annual Fiscal Year Caseload Report

11th Judicial District – County Court Juvenile Cases Opened



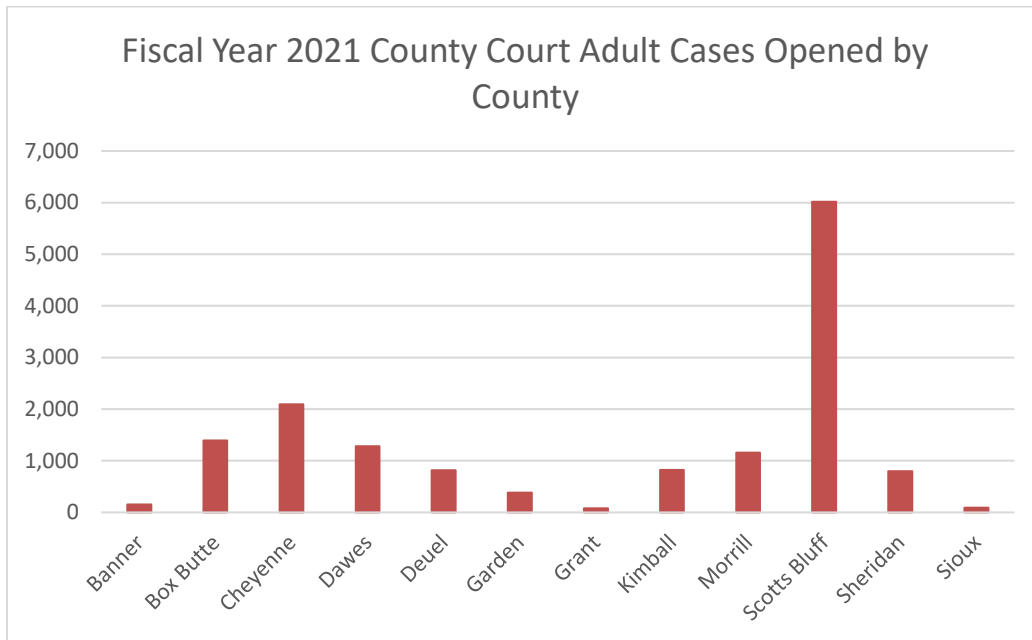
Year	# Cases
FY 2021	633
FY 2022	
FY 2023	
FY 2024	
FY 2025	
FY 2026	
FY 2027	
FY 2028	
FY 2029	
FY 2030	

Fiscal Year 2021 Court Cases Opened by Category and County

	Juvenile: 3A	Juvenile: Delinquency	Juvenile: 3B	Juvenile: Mentally Ill and Dangerous 3C	Juvenile: Bridge to Independence (B2I)	Juvenile: Interstate Compact	Total
Arthur	-	-	-	-	-	-	-
Chase	1	7	4	-	-	1	13
Dawson	28	79	8	1	-	3	119
Dundy	2	1	-	-	-	1	4
Frontier	1	4	3	-	-	-	8
Furnas	5	1	1	-	-	-	7
Gosper	-	5	-	-	-	-	5
Hayes	-	3	-	-	-	-	3
Hitchcock	2	6	-	-	-	1	9
Hooker	-	-	-	-	-	-	-
Keith	4	71	8	-	1	5	89
Lincoln	112	104	11	4	3	6	240
Logan	-	-	-	-	-	-	-
McPherson	-	1	-	-	-	-	1
Perkins	1	19	-	-	-	-	20
Red Willow	9	77	19	1	1	3	110
Thomas	5	-	-	-	-	-	5
Total	170	378	54	6	5	20	633

Annual Fiscal Year Caseload Report

12th Judicial District – County Court Adult Cases Opened



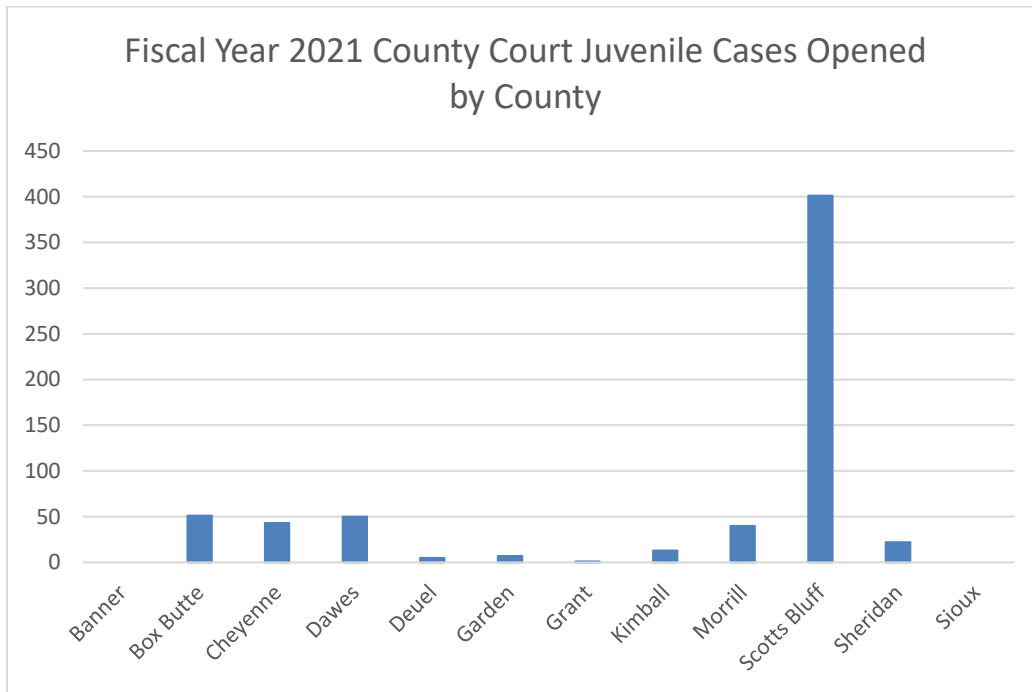
Year	# Cases
FY 2021	15,083
FY 2022	
FY 2023	
FY 2024	
FY 2025	
FY 2026	
FY 2027	
FY 2028	
FY 2029	
FY 2030	

Fiscal Year 2021 Court Cases Opened by Category and County

	Protection Orders	Felony	Misd.	Adult PSC	Traffic	Civil	Probate	Guardianship/ Conservatorship	Small Claims	Adoption	Domestic Relations	Total
Banner	1	12	25	-	72	32	6	1	-	5	-	154
Box Butte	9	99	310	-	377	521	43	6	21	7	-	1,393
Cheyenne	2	137	449	-	858	565	58	8	9	6	-	2,092
Dawes	4	75	483	-	415	224	50	7	22	1	-	1,281
Deuel	-	33	73	-	629	60	13	3	3	-	-	814
Garden	-	24	75	-	194	70	15	-	3	1	-	382
Grant	-	1	5	-	49	15	7	-	-	-	-	77
Kimball	-	48	154	-	279	307	23	6	7	-	-	824
Morrill	4	34	252	-	601	244	16	3	4	-	-	1,158
Scotts Bluff	77	677	1,840	4	976	2,136	150	54	69	35	-	6,018
Sheridan	5	60	353	-	243	94	33	2	3	3	-	796
Sioux	1	-	9	-	48	25	9	1	-	1	-	94
Total	103	1,200	4,028	4	4,741	4,293	423	91	141	59	-	15,083

Annual Fiscal Year Caseload Report

12th Judicial District – County Court Juvenile Cases Opened



Year	# Cases
FY 2021	633
FY 2022	
FY 2023	
FY 2024	
FY 2025	
FY 2026	
FY 2027	
FY 2028	
FY 2029	
FY 2030	

Fiscal Year 2021 Court Cases Opened by Category and County

	Juvenile: 3A	Juvenile: Delinquency	Juvenile: 3B	Juvenile: Mentally Ill and Dangerous 3C	Juvenile: Bridge to Independence (B2I)	Juvenile: Interstate Compact	Total
Banner	-	-	-	-	-	-	-
Box Butte	14	28	9	-	-	-	51
Cheyenne	18	23	2	-	-	-	43
Dawes	8	39	2	-	-	1	50
Deuel	3	-	1	-	-	1	5
Garden	2	3	2	-	-	-	7
Grant	-	1	-	-	-	-	1
Kimball	6	5	1	-	1	-	13
Morrill	11	27	2	-	-	-	40
Scotts Bluff	101	244	38	-	1	17	401
Sheridan	4	16	2	-	-	-	22
Sioux	-	-	-	-	-	-	-
Total	167	386	59	-	2	19	633